

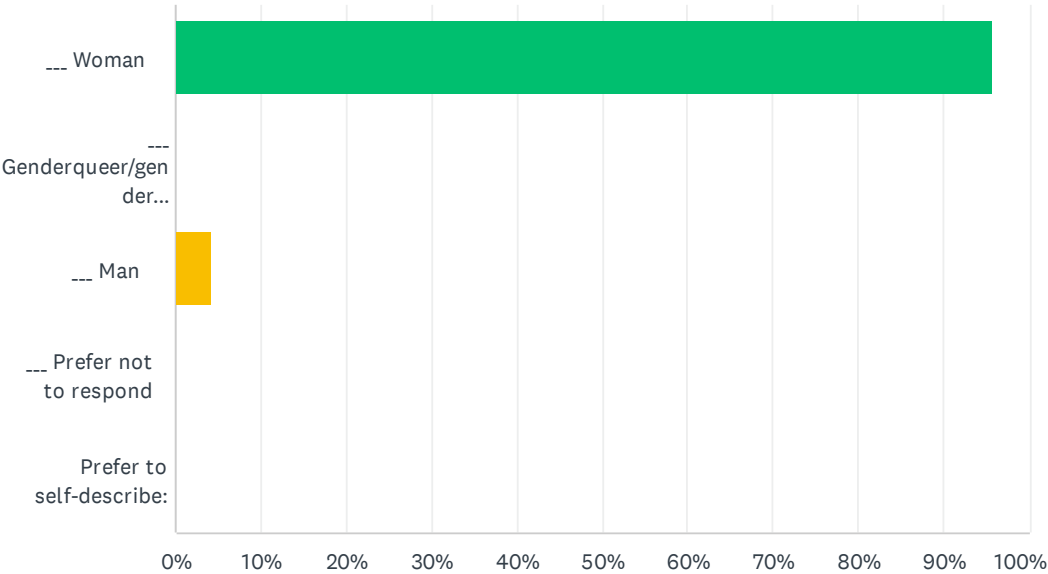
## Q1 What is your age? (use two digit numeric value)

Answered: 22   Skipped: 1

#	RESPONSES	DATE
1	26	5/21/2024 3:54 PM
2	32	5/15/2024 5:47 PM
3	29	5/7/2024 8:30 AM
4	29	5/5/2024 7:38 AM
5	20	5/2/2024 3:39 PM
6	22	4/30/2024 1:16 PM
7	22	4/23/2024 10:43 AM
8	22	4/22/2024 3:18 PM
9	22	4/20/2024 9:53 PM
10	20	4/19/2024 8:35 AM
11	21	4/18/2024 1:32 PM
12	22	4/18/2024 1:16 AM
13	21	4/17/2024 10:23 AM
14	22	4/17/2024 9:38 AM
15	22	4/17/2024 9:35 AM
16	30	4/16/2024 9:34 PM
17	24	4/16/2024 4:24 PM
18	62	4/16/2024 4:12 PM
19	19	4/16/2024 1:40 PM
20	20	4/16/2024 12:16 PM
21	19	4/16/2024 11:45 AM
22	28	4/16/2024 11:13 AM

Q2 What is your current gender identity?

Answered: 23    Skipped: 0

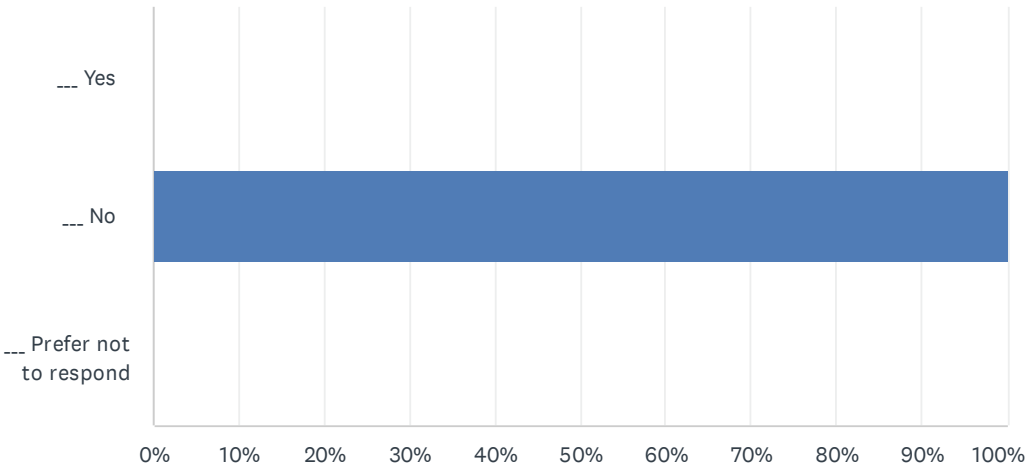


ANSWER CHOICES		RESPONSES	
___	Woman	95.65%	22
___	Genderqueer/gender non-conforming/non-binary	0.00%	0
___	Man	4.35%	1
___	Prefer not to respond	0.00%	0
	Prefer to self-describe:	0.00%	0
TOTAL			23

#	PREFER TO SELF-DESCRIBE:	DATE
	There are no responses.	

### Q3 Are you transgender?

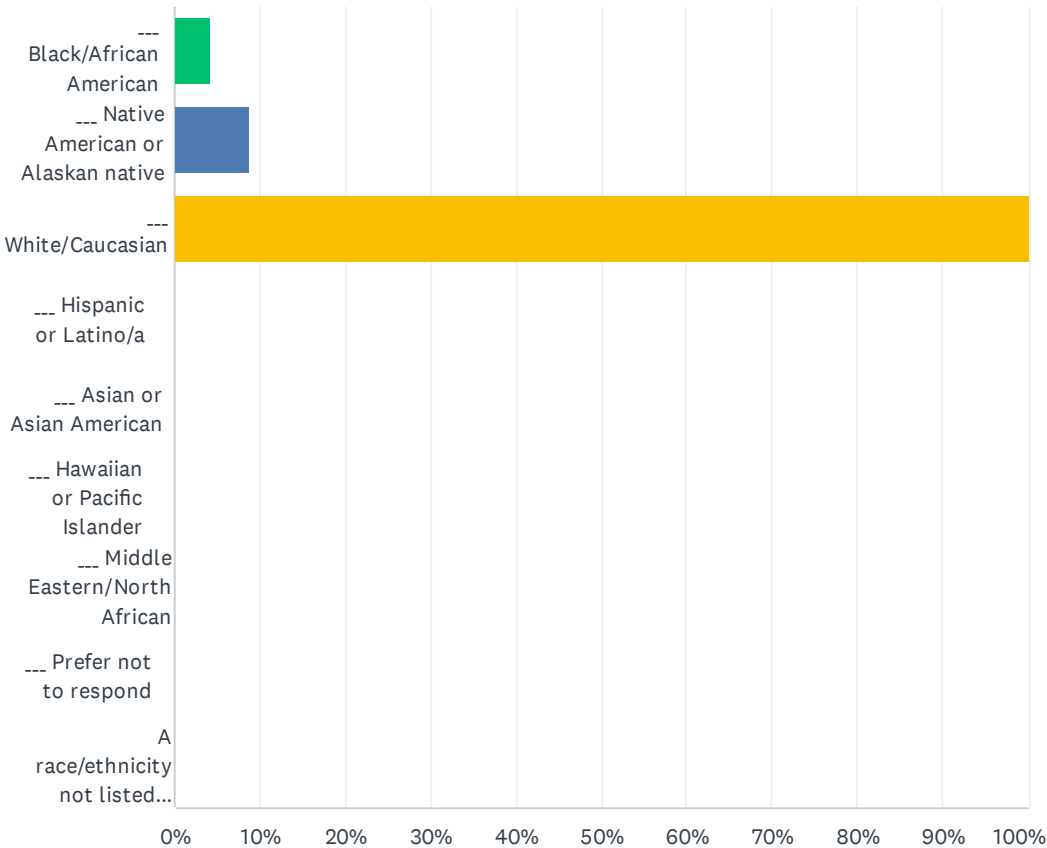
Answered: 23    Skipped: 0



ANSWER CHOICES	RESPONSES	
___ Yes	0.00%	0
___ No	100.00%	23
___ Prefer not to respond	0.00%	0
TOTAL		23

Q4 Describe your race/ethnicity? (Select all that apply)

Answered: 23 Skipped: 0

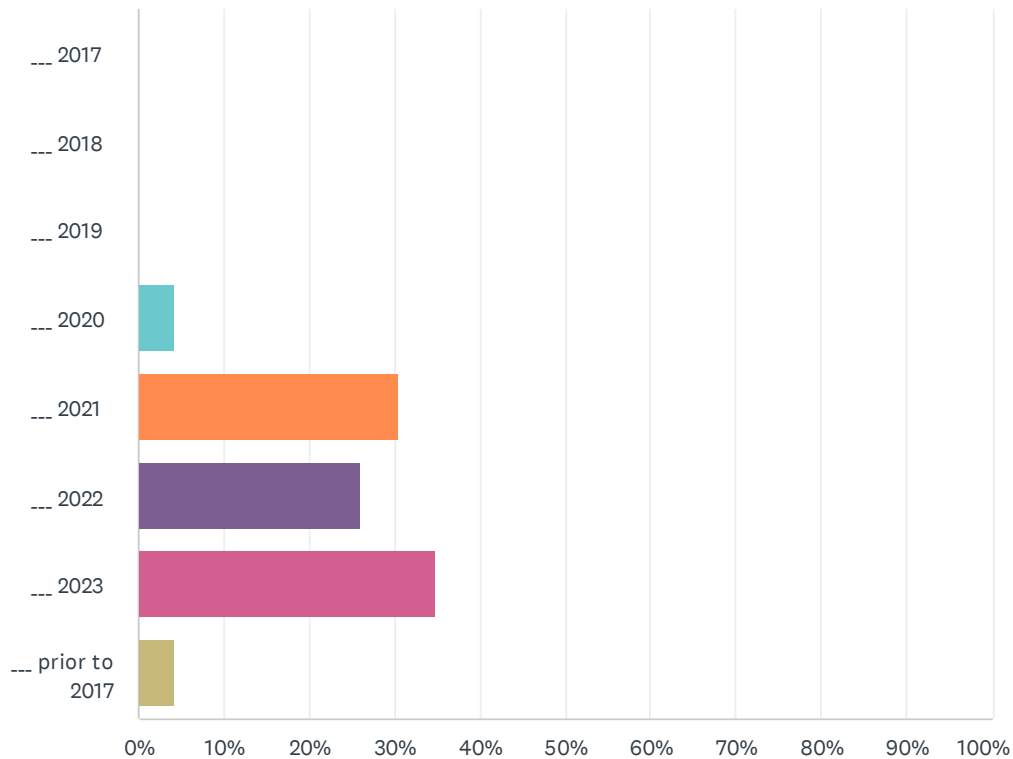


ANSWER CHOICES		RESPONSES	
<input type="checkbox"/> Black/African American		4.35%	1
<input type="checkbox"/> Native American or Alaskan native		8.70%	2
<input type="checkbox"/> White/Caucasian		100.00%	23
<input type="checkbox"/> Hispanic or Latino/a		0.00%	0
<input type="checkbox"/> Asian or Asian American		0.00%	0
<input type="checkbox"/> Hawaiian or Pacific Islander		0.00%	0
<input type="checkbox"/> Middle Eastern/North African		0.00%	0
<input type="checkbox"/> Prefer not to respond		0.00%	0
A race/ethnicity not listed here:		0.00%	0
Total Respondents: 23			

#	A RACE/ETHNICITY NOT LISTED HERE:	DATE
	There are no responses.	

## Q5 In what year did you first enroll as a student at BRCN?

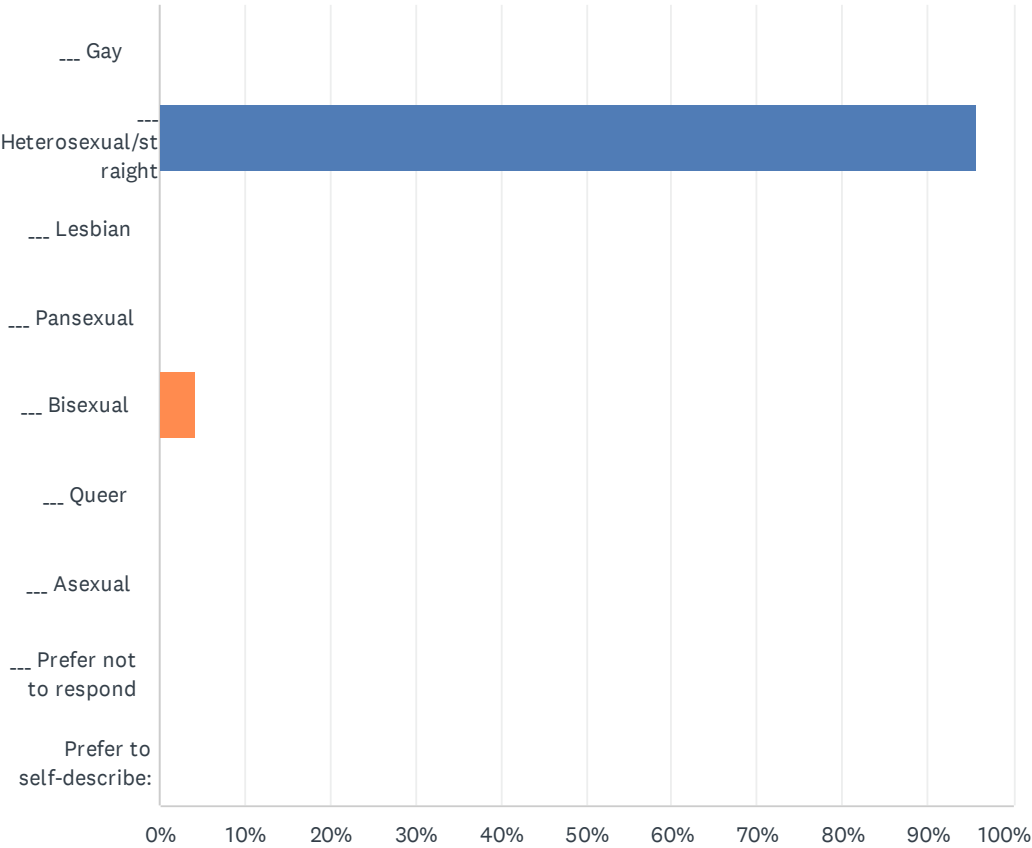
Answered: 23   Skipped: 0



ANSWER CHOICES	RESPONSES	
___ 2017	0.00%	0
___ 2018	0.00%	0
___ 2019	0.00%	0
___ 2020	4.35%	1
___ 2021	30.43%	7
___ 2022	26.09%	6
___ 2023	34.78%	8
___ prior to 2017	4.35%	1
<b>TOTAL</b>		<b>23</b>

## Q6 What is your sexual orientation? (Select all that apply)

Answered: 23 Skipped: 0

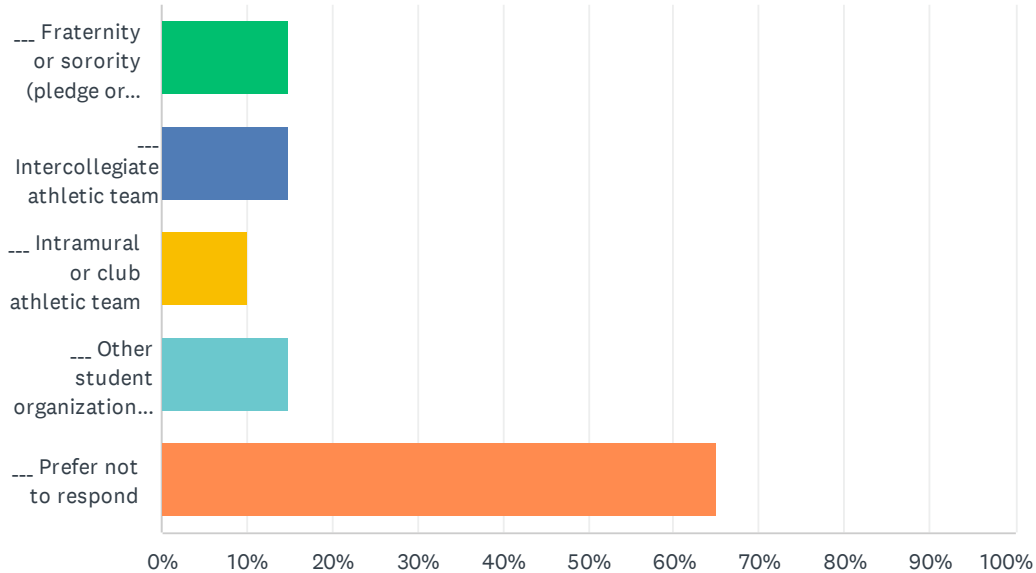


ANSWER CHOICES		RESPONSES	
<input type="checkbox"/> Gay		0.00%	0
<input type="checkbox"/> Heterosexual/straight		95.65%	22
<input type="checkbox"/> Lesbian		0.00%	0
<input type="checkbox"/> Pansexual		0.00%	0
<input type="checkbox"/> Bisexual		4.35%	1
<input type="checkbox"/> Queer		0.00%	0
<input type="checkbox"/> Asexual		0.00%	0
<input type="checkbox"/> Prefer not to respond		0.00%	0
Prefer to self-describe:		0.00%	0
Total Respondents: 23			

#	PREFER TO SELF-DESCRIBE:	DATE
There are no responses.		

## Q7 Since you've been a student at BRCN, have you been a member or participated in any of the following? (Select all that apply)

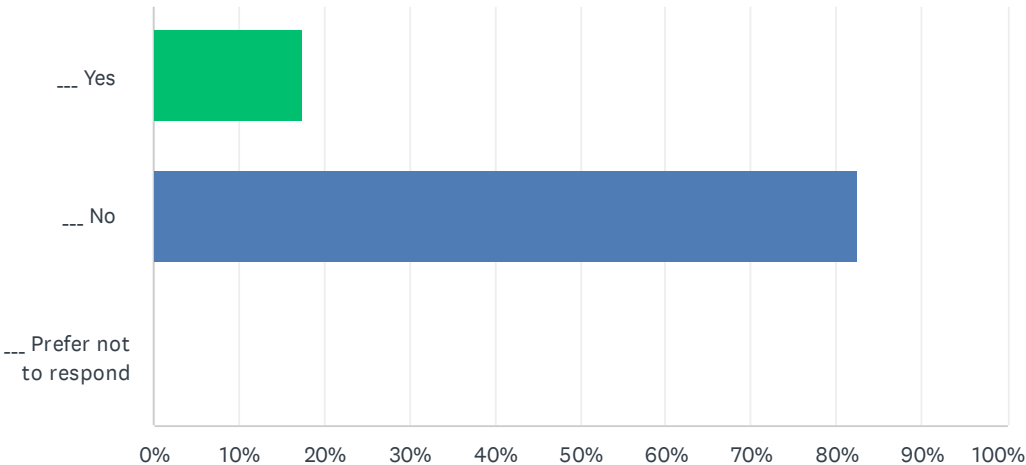
Answered: 20 Skipped: 3



ANSWER CHOICES	RESPONSES	
___ Fraternity or sorority (pledge or member)	15.00%	3
___ Intercollegiate athletic team	15.00%	3
___ Intramural or club athletic team	10.00%	2
___ Other student organization or group	15.00%	3
___ Prefer not to respond	65.00%	13
Total Respondents: 20		

Q8 Do you attend an exclusively online program? Do not include hybrid courses.

Answered: 23 Skipped: 0

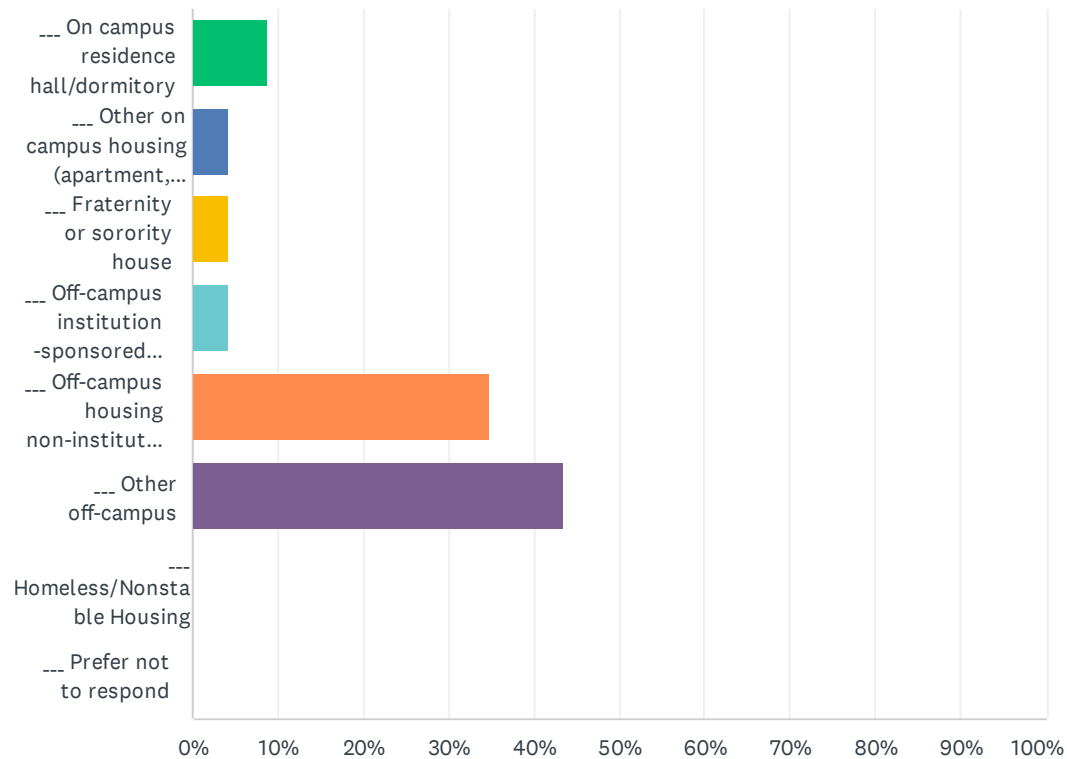


ANSWER CHOICES	RESPONSES	
___ Yes	17.39%	4
___ No	82.61%	19
___ Prefer not to respond	0.00%	0
TOTAL		23



## Q9 Which of the following best describes your living situation?

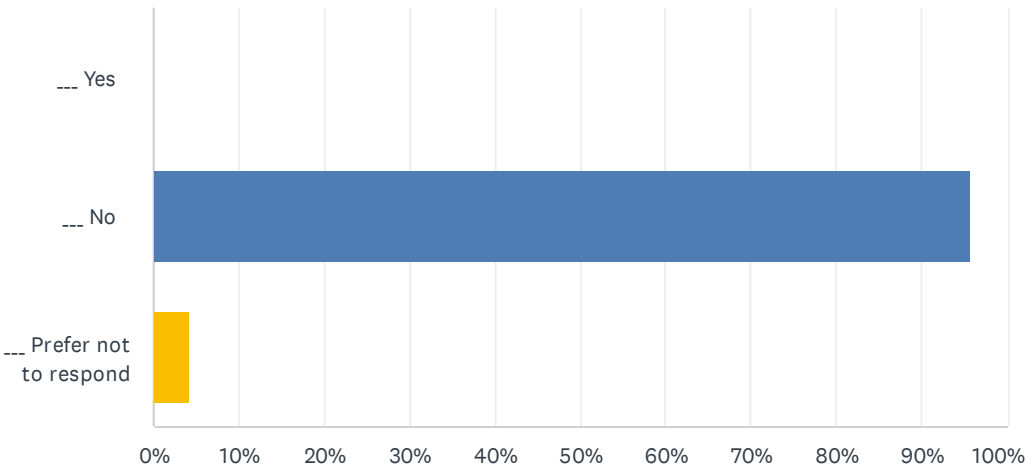
Answered: 23 Skipped: 0



ANSWER CHOICES	RESPONSES	
___ On campus residence hall/dormitory	8.70%	2
___ Other on campus housing (apartment, house)	4.35%	1
___ Fraternity or sorority house	4.35%	1
___ Off-campus institution -sponsored apartment/house	4.35%	1
___ Off-campus housing non-institution sponsored	34.78%	8
___ Other off-campus	43.48%	10
___ Homeless/Nonstable Housing	0.00%	0
___ Prefer not to respond	0.00%	0
<b>TOTAL</b>		<b>23</b>

Q10 Do you identify as a student with a disability? Disabilities may include physical disability, chronic mental health conditions, chronic health conditions, or intellectual or developmental disability.

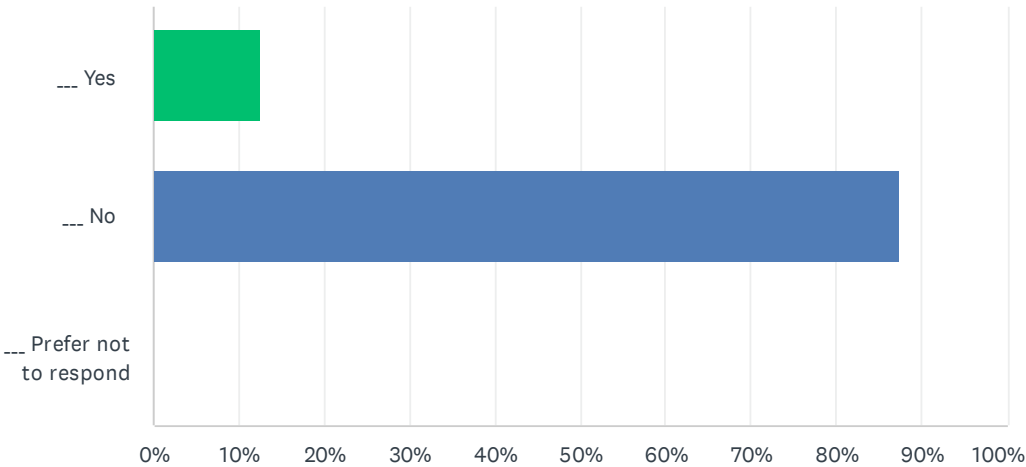
Answered: 23    Skipped: 0



ANSWER CHOICES	RESPONSES	
___ Yes	0.00%	0
___ No	95.65%	22
___ Prefer not to respond	4.35%	1
TOTAL		23

Q11 Have you registered with BRCN’s office of student accessibility and disability services?

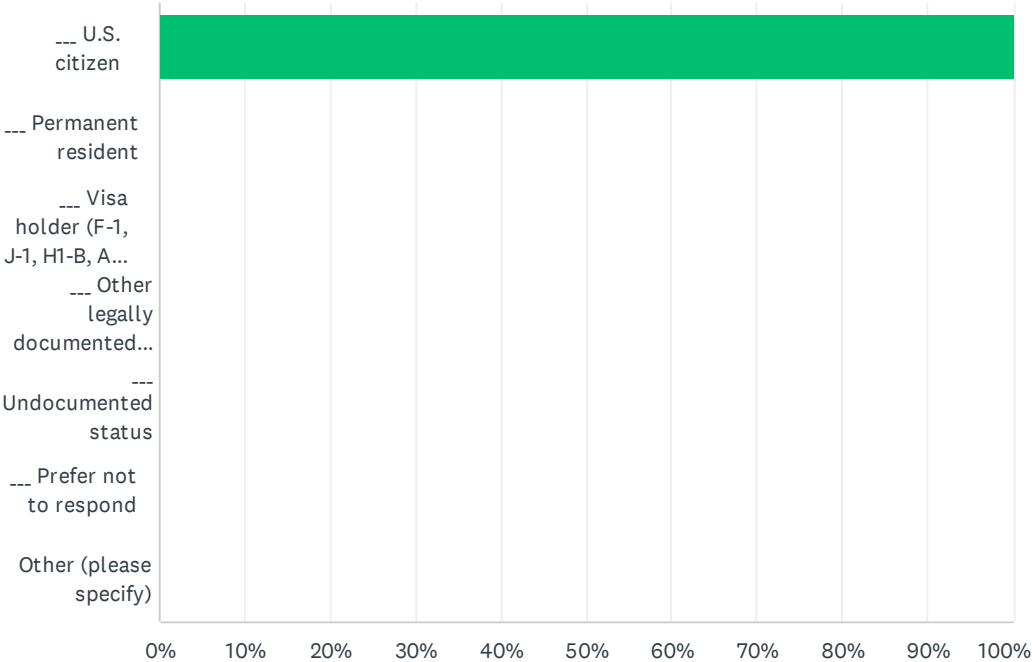
Answered: 8    Skipped: 15



ANSWER CHOICES	RESPONSES	
___ Yes	12.50%	1
___ No	87.50%	7
___ Prefer not to respond	0.00%	0
TOTAL		8

Q12 What is your U.S. citizenship status?

Answered: 23 Skipped: 0

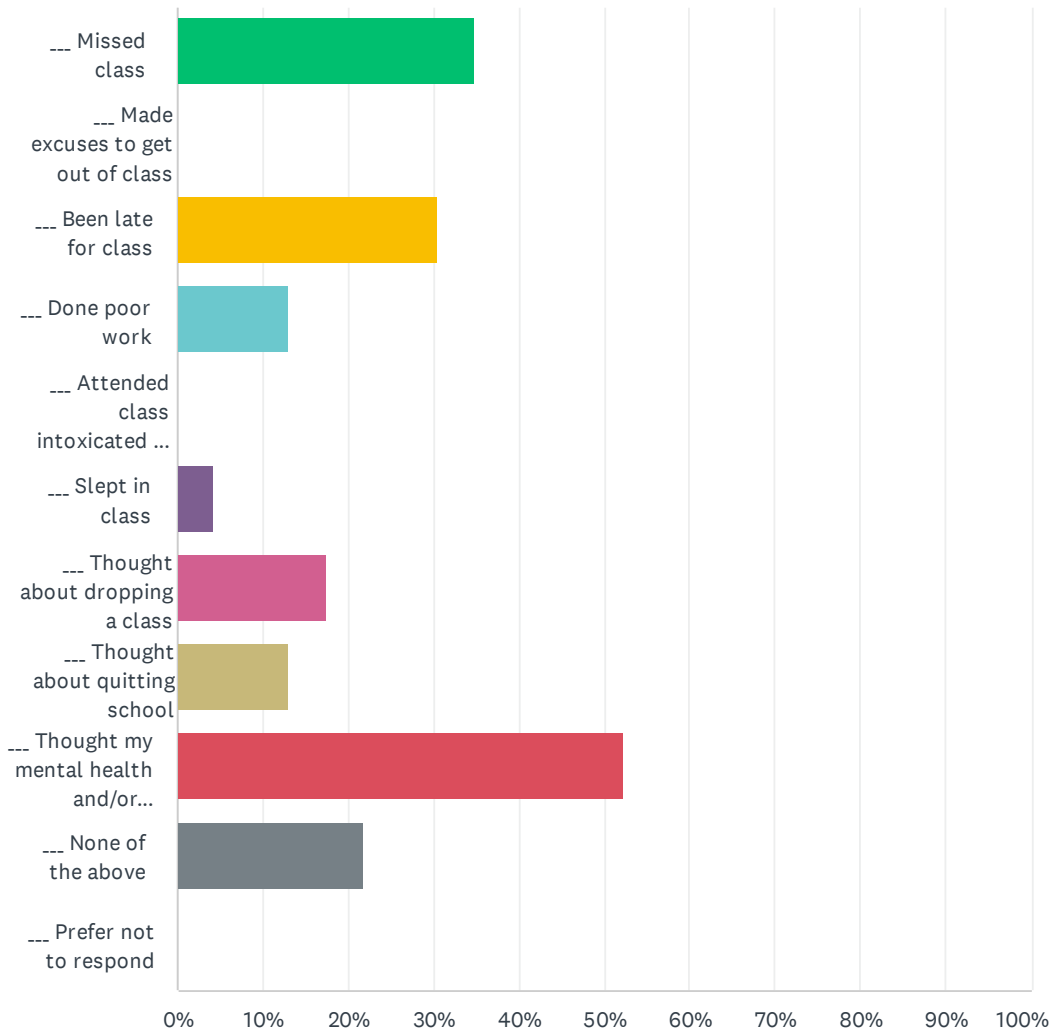


ANSWER CHOICES		RESPONSES	
<input type="checkbox"/> U.S. citizen		100.00%	23
<input type="checkbox"/> Permanent resident		0.00%	0
<input type="checkbox"/> Visa holder (F-1, J-1, H1-B, A, L, G, E and TN)		0.00%	0
<input type="checkbox"/> Other legally documented status		0.00%	0
<input type="checkbox"/> Undocumented status		0.00%	0
<input type="checkbox"/> Prefer not to respond		0.00%	0
<input type="checkbox"/> Other (please specify)		0.00%	0
TOTAL			23

#	OTHER (PLEASE SPECIFY)	DATE
	There are no responses.	

**Q13 Have you done the following during the last 12 months at BRCN?**  
Remember that all of your answers are private; no professor or instructor will ever see them. (Select all that apply)

Answered: 23 Skipped: 0

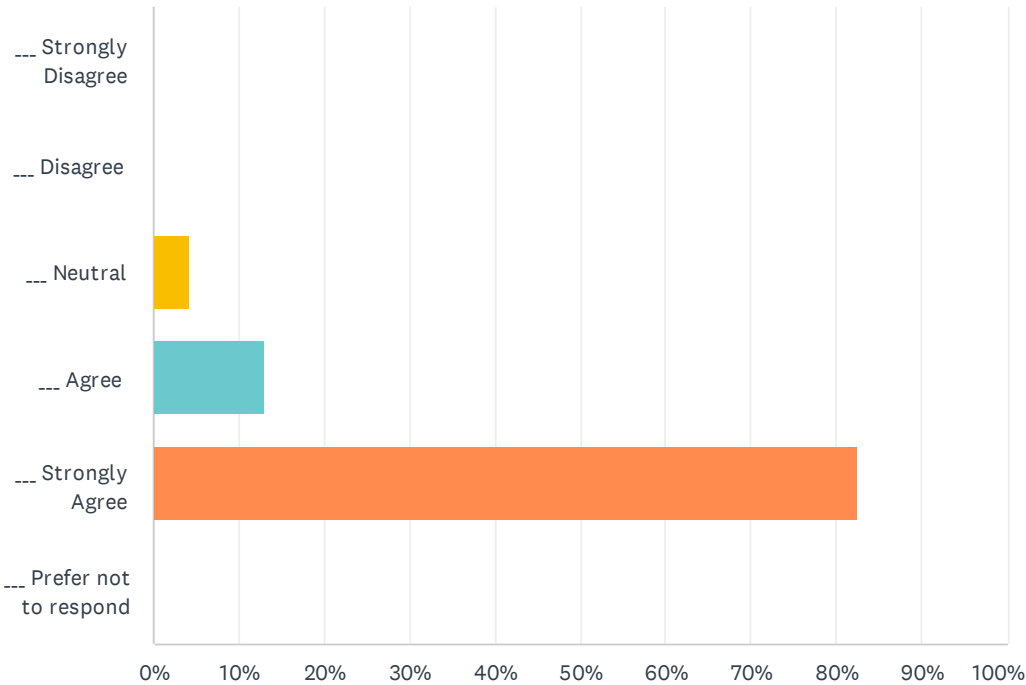


# Task Force on Campus Sexual Misconduct Climate Surveys Base Survey Recommendations

ANSWER CHOICES	RESPONSES	
___ Missed class	34.78%	8
___ Made excuses to get out of class	0.00%	0
___ Been late for class	30.43%	7
___ Done poor work	13.04%	3
___ Attended class intoxicated or “high”	0.00%	0
___ Slept in class	4.35%	1
___ Thought about dropping a class	17.39%	4
___ Thought about quitting school	13.04%	3
___ Thought my mental health and/or well-being was suffering	52.17%	12
___ None of the above	21.74%	5
___ Prefer not to respond	0.00%	0
Total Respondents: 23		

Q14 I feel safe on campus at BRCN.

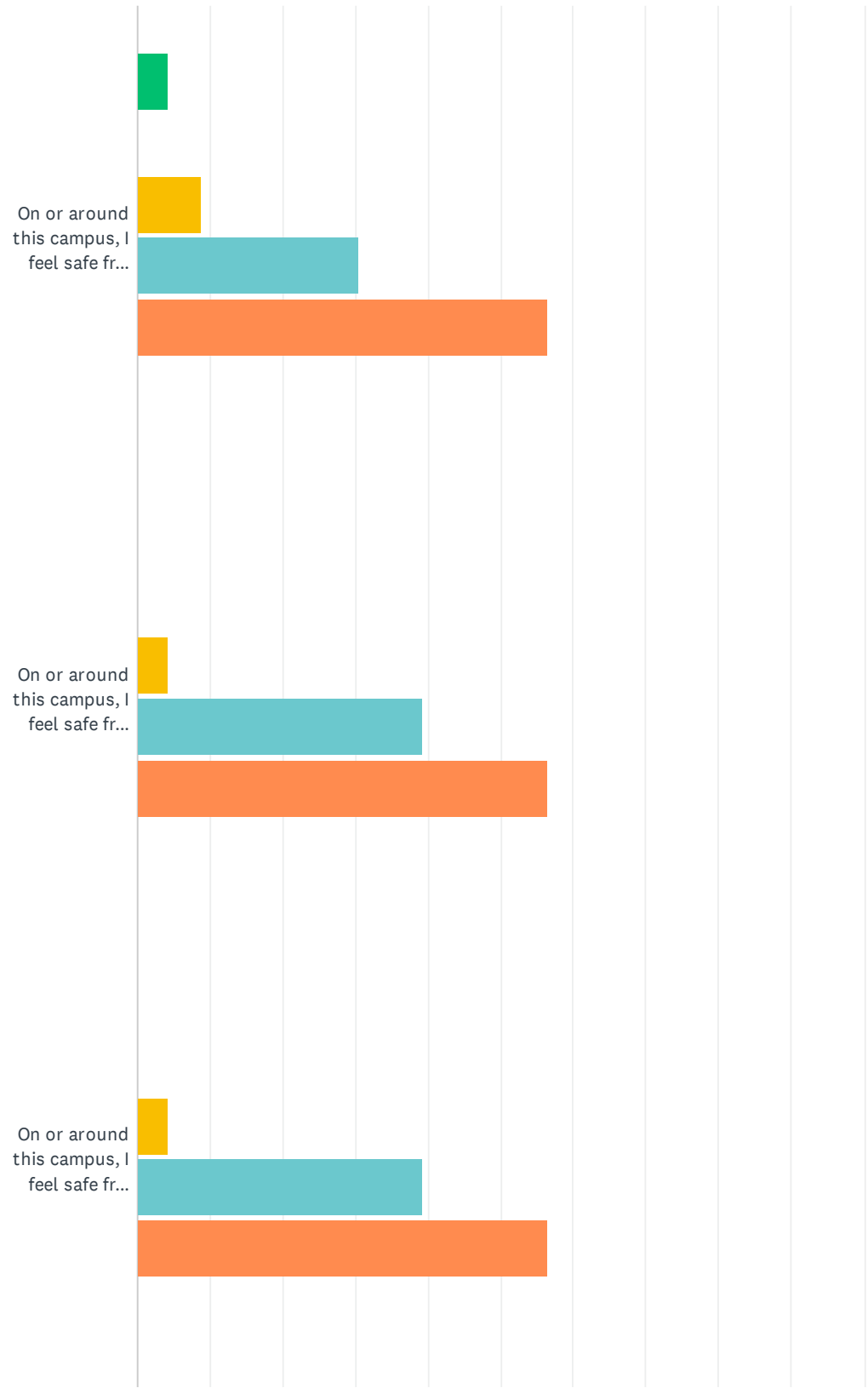
Answered: 23    Skipped: 0



ANSWER CHOICES	RESPONSES	
___ Strongly Disagree	0.00%	0
___ Disagree	0.00%	0
___ Neutral	4.35%	1
___ Agree	13.04%	3
___ Strongly Agree	82.61%	19
___ Prefer not to respond	0.00%	0
TOTAL		23

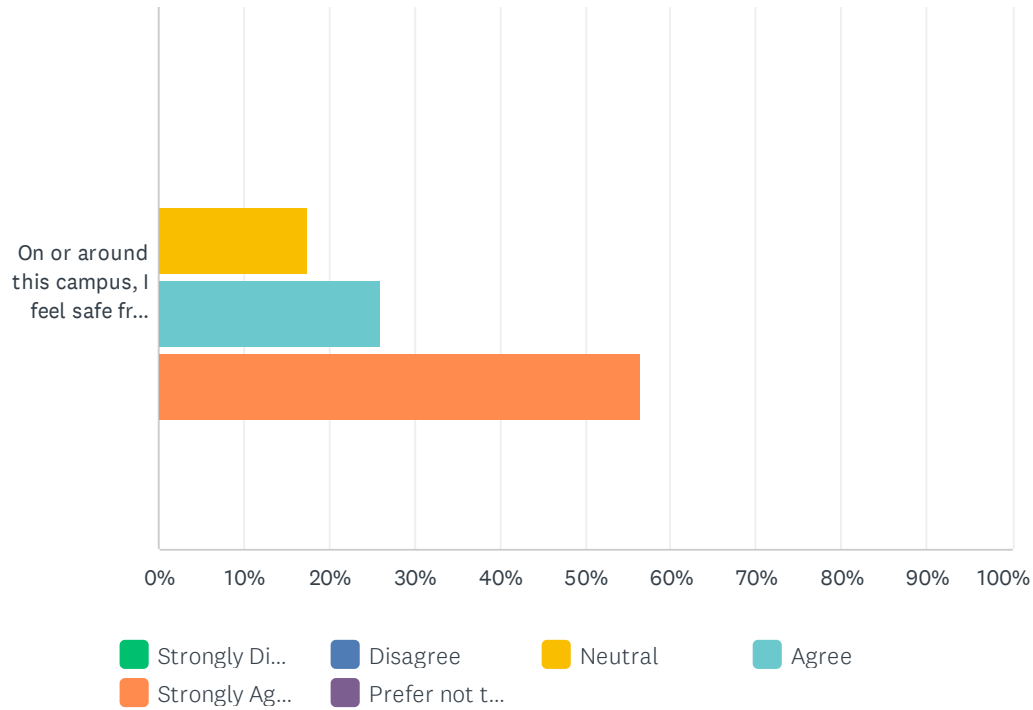
Q15 Using the scale provided, please indicate the degree to which you agree or disagree with the following statements.

Answered: 23    Skipped: 0





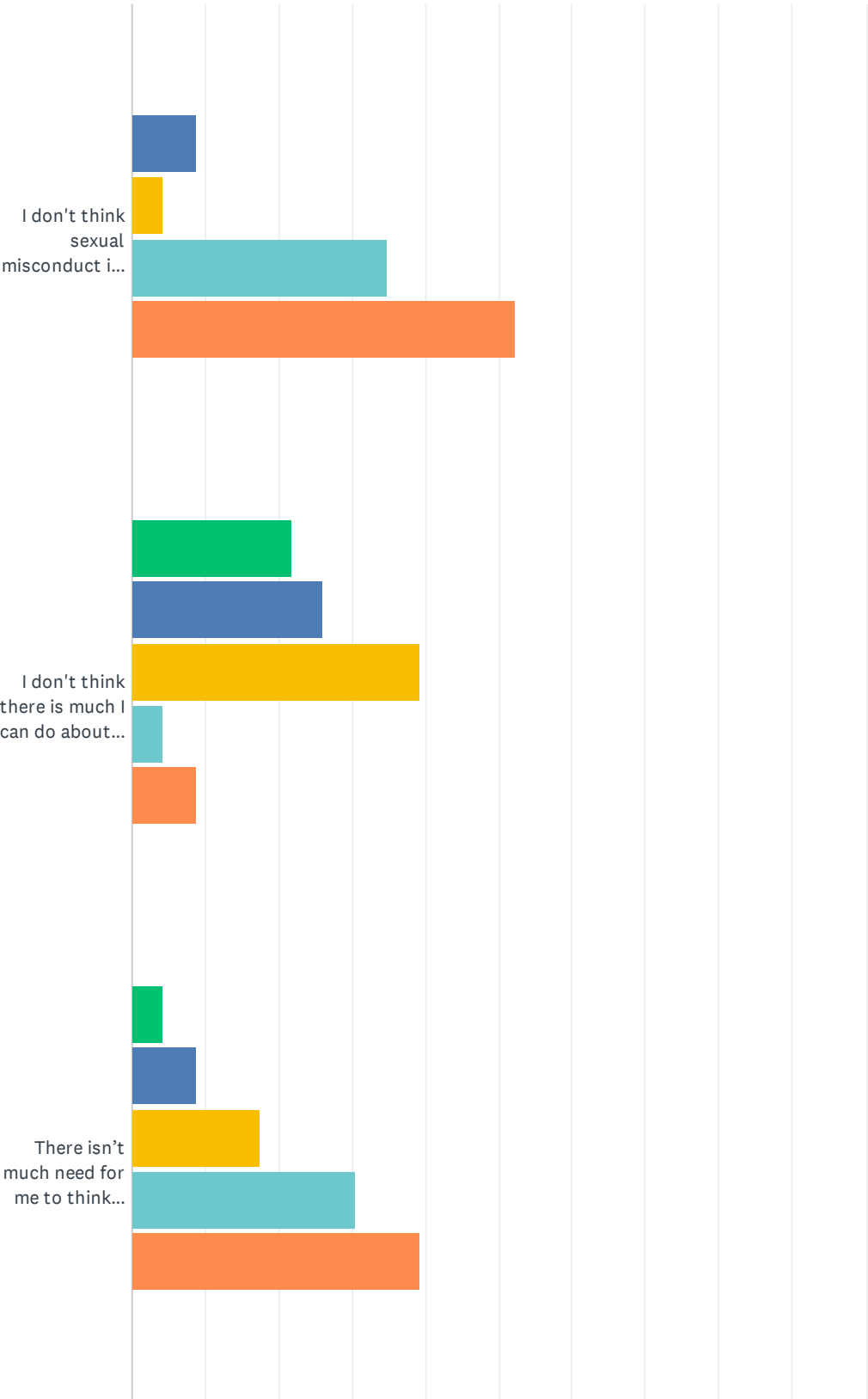
## Task Force on Campus Sexual Misconduct Climate Surveys Base Survey Recommendations

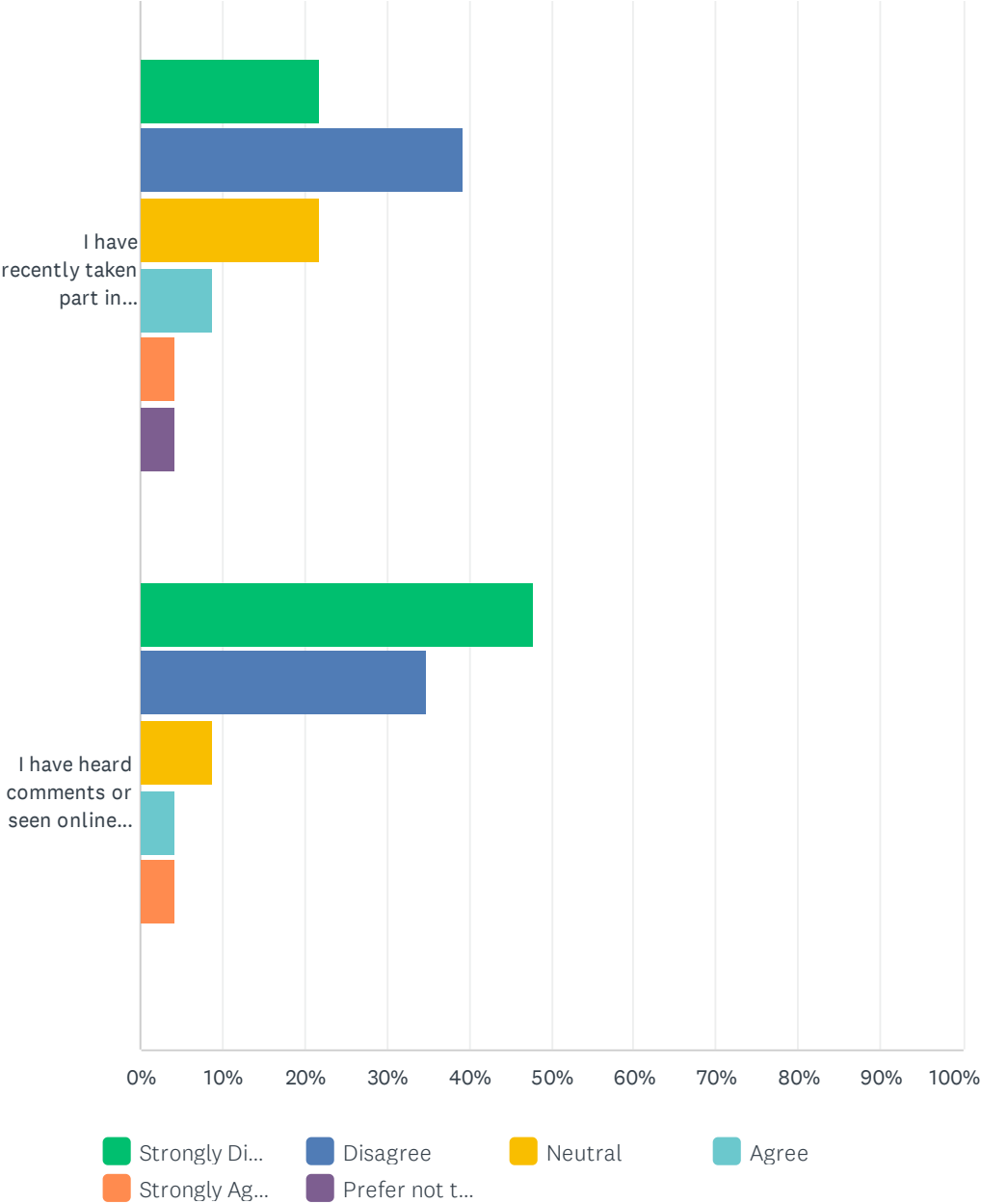


	STRONGLY DISAGREE	DISAGREE	NEUTRAL	AGREE	STRONGLY AGREE	PREFER NOT TO RESPOND	TOTAL	WEIGHTED AVERAGE
On or around this campus, I feel safe from sexual harassment	4.35% 1	0.00% 0	8.70% 2	30.43% 7	56.52% 13	0.00% 0	23	4.35
On or around this campus, I feel safe from dating or domestic violence.	0.00% 0	0.00% 0	4.35% 1	39.13% 9	56.52% 13	0.00% 0	23	4.52
On or around this campus, I feel safe from sexual assault or abuse.	0.00% 0	0.00% 0	4.35% 1	39.13% 9	56.52% 13	0.00% 0	23	4.52
On or around this campus, I feel safe from stalking.	0.00% 0	0.00% 0	17.39% 4	26.09% 6	56.52% 13	0.00% 0	23	4.39

Q16 Using the scale provided, please indicate the degree to which you agree or disagree with the following statements about sexual misconduct.

Answered: 23    Skipped: 0



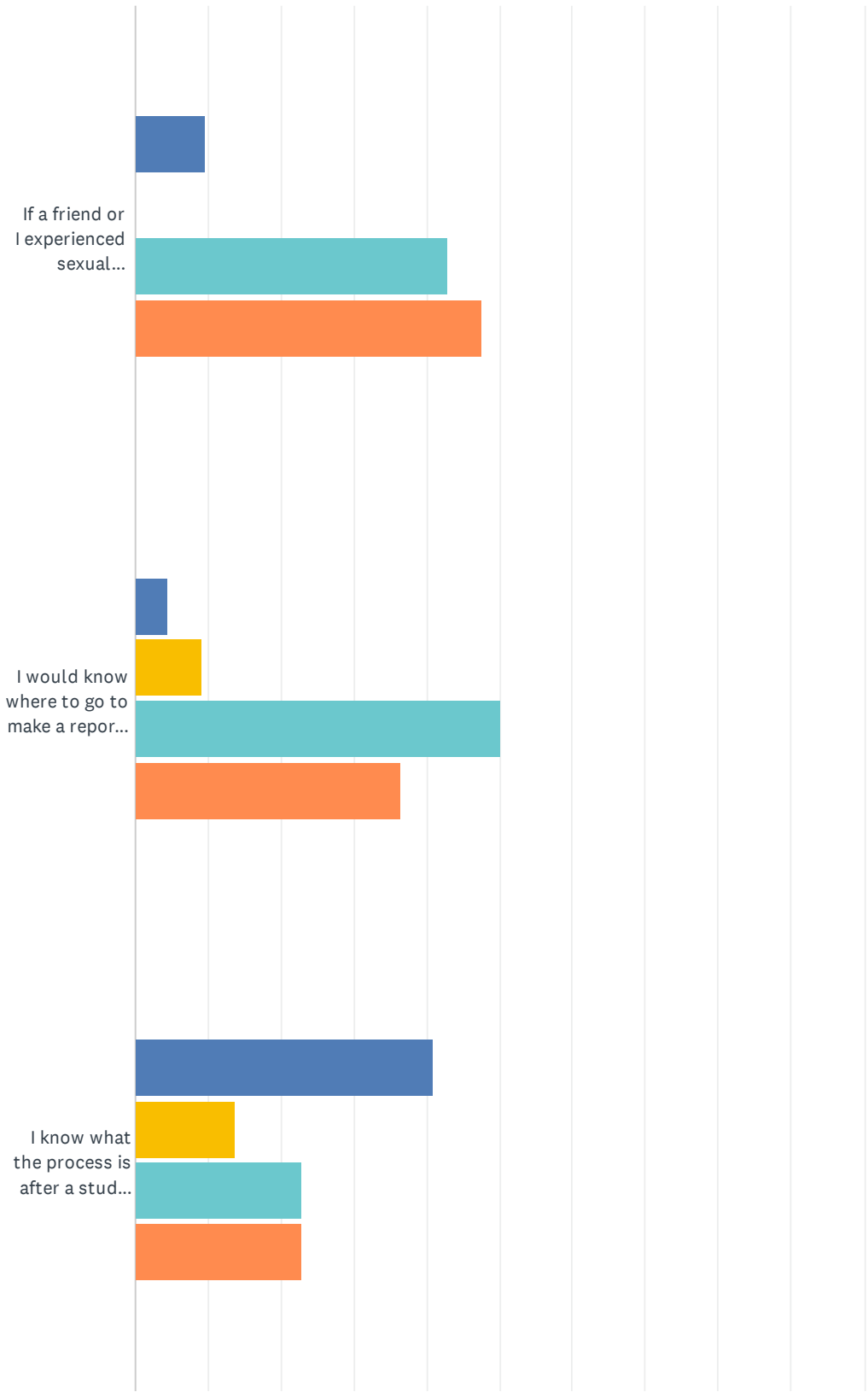


# Task Force on Campus Sexual Misconduct Climate Surveys Base Survey Recommendations

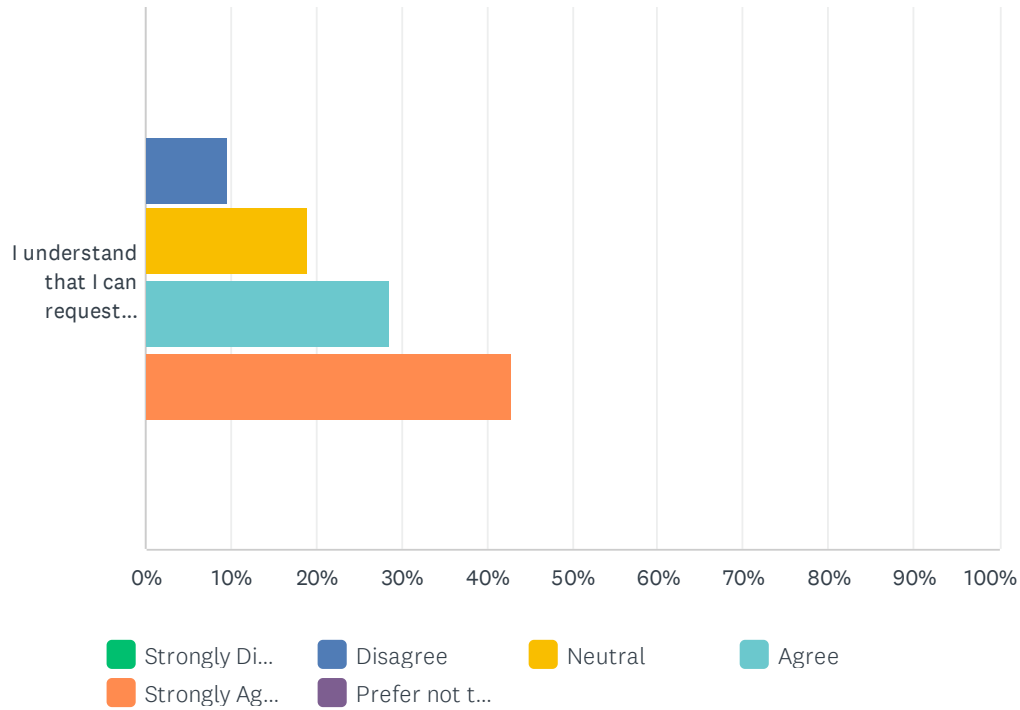
	STRONGLY DISAGREE	DISAGREE	NEUTRAL	AGREE	STRONGLY AGREE	PREFER NOT TO RESPOND	TOTAL	WEIGHTED AVERAGE
I don't think sexual misconduct is a problem at BRCN.	0.00% 0	8.70% 2	4.35% 1	34.78% 8	52.17% 12	0.00% 0	23	4.30
I don't think there is much I can do about sexual misconduct on this campus.	21.74% 5	26.09% 6	39.13% 9	4.35% 1	8.70% 2	0.00% 0	23	2.52
There isn't much need for me to think about sexual misconduct while at BRCN.	4.35% 1	8.70% 2	17.39% 4	30.43% 7	39.13% 9	0.00% 0	23	3.91
I have recently taken part in activities or volunteered my time on projects focused on ending sexual misconduct on campus.	21.74% 5	39.13% 9	21.74% 5	8.70% 2	4.35% 1	4.35% 1	23	2.43
I have heard comments or seen online posts from BRCN students that make jokes about dating violence, sexual assault, or gender based violence, sexual harassment.	47.83% 11	34.78% 8	8.70% 2	4.35% 1	4.35% 1	0.00% 0	23	1.83

Q17 Using the scale provided, please indicate your level of agreement with the following statements.

Answered: 22 Skipped: 1



## Task Force on Campus Sexual Misconduct Climate Surveys Base Survey Recommendations

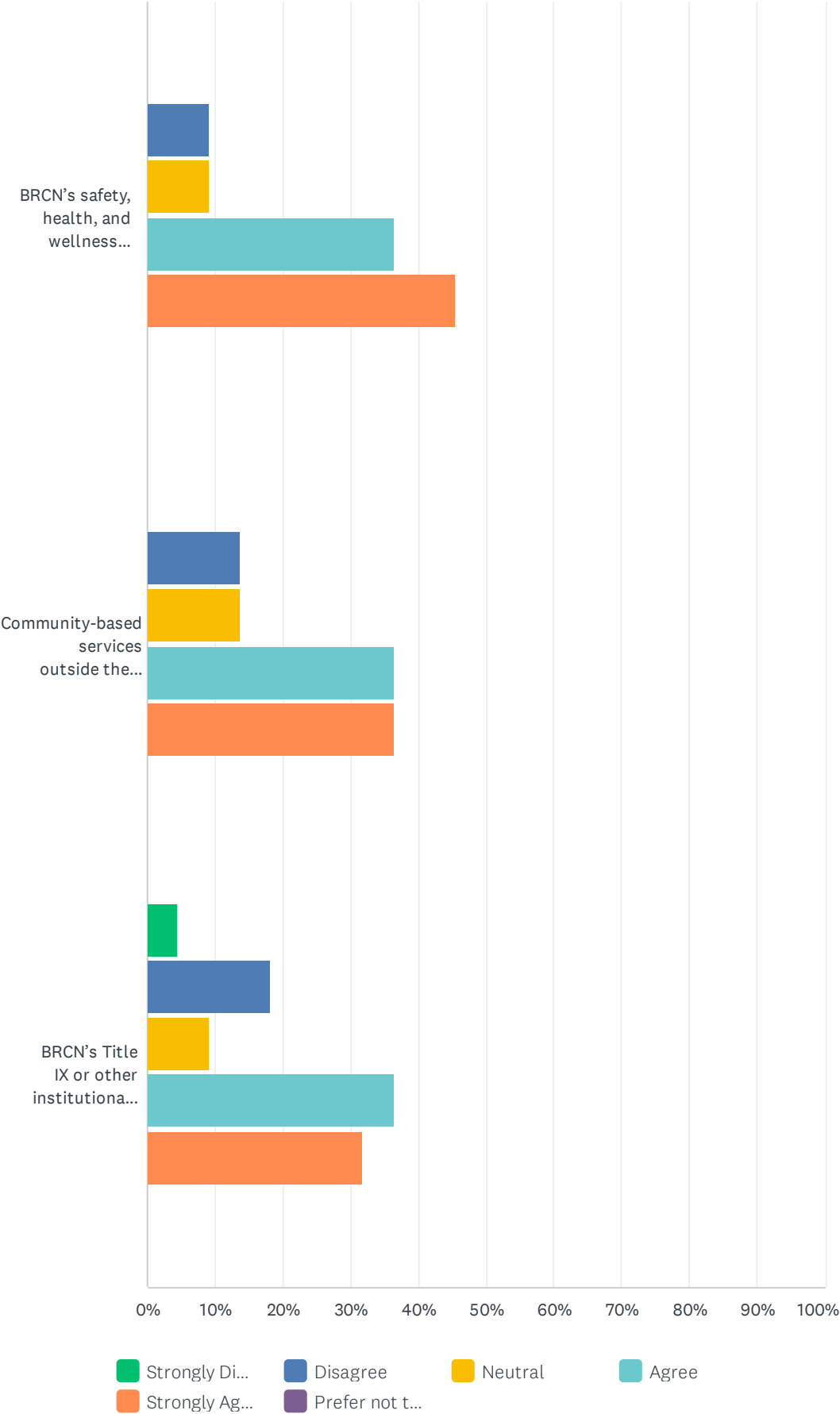


	STRONGLY DISAGREE	DISAGREE	NEUTRAL	AGREE	STRONGLY AGREE	PREFER NOT TO RESPOND	TOTAL	WEIGHTED AVERAGE
If a friend or I experienced sexual misconduct, I know where to go to get help on campus.	0.00% 0	9.52% 2	0.00% 0	42.86% 9	47.62% 10	0.00% 0	21	4.29
I would know where to go to make a report of sexual misconduct.	0.00% 0	4.55% 1	9.09% 2	50.00% 11	36.36% 8	0.00% 0	22	4.18
I know what the process is after a student reports sexual misconduct at BRCN.	0.00% 0	40.91% 9	13.64% 3	22.73% 5	22.73% 5	0.00% 0	22	3.27
I understand that I can request accommodations if I experienced sexual misconduct.	0.00% 0	9.52% 2	19.05% 4	28.57% 6	42.86% 9	0.00% 0	21	4.05

Q18 Please use the following scale to indicate how aware you are of the function of the campus and community resources specifically related to sexual misconduct response at BRCN listed below. I am aware of the function of the following campus and community resources related to sexual misconduct:

Answered: 22   Skipped: 1

Task Force on Campus Sexual Misconduct Climate Surveys Base Survey Recommendations



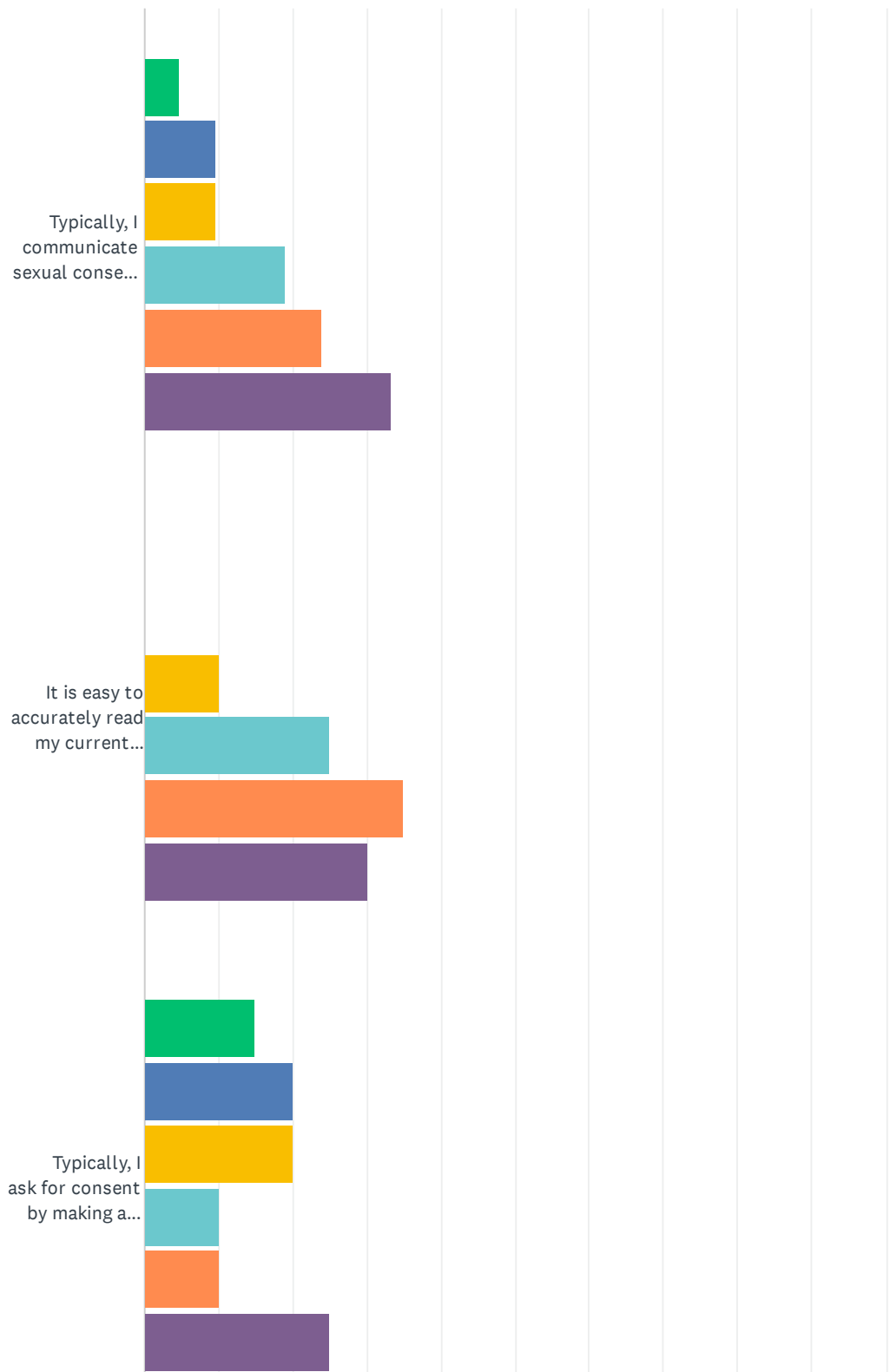


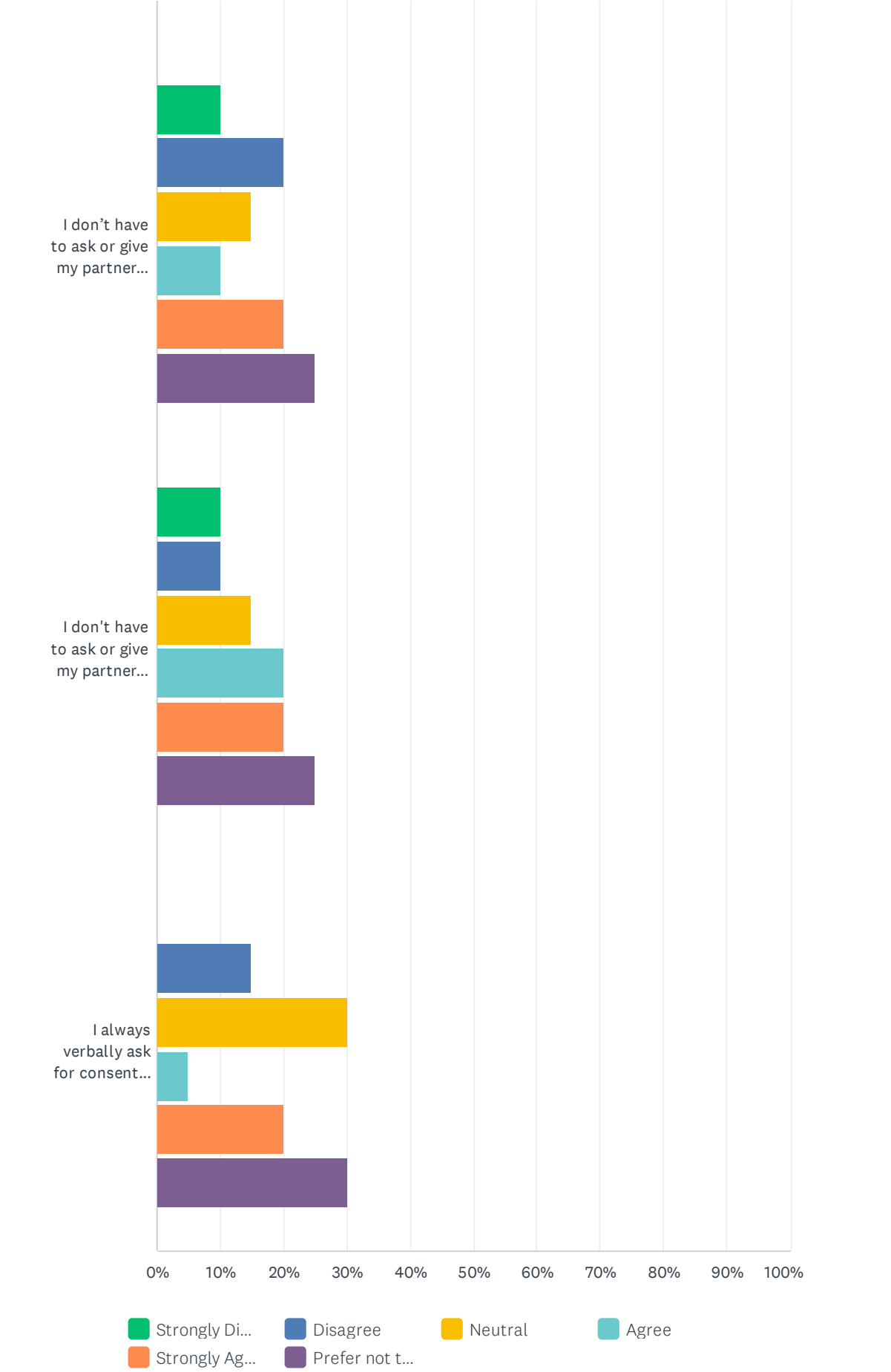
# Task Force on Campus Sexual Misconduct Climate Surveys Base Survey Recommendations

	STRONGLY DISAGREE	DISAGREE	NEUTRAL	AGREE	STRONGLY AGREE	PREFER NOT TO RESPOND	TOTAL	WEIGHTED AVERAGE
BRCN's safety, health, and wellness services (ex. counseling, wellness center).	0.00% 0	9.09% 2	9.09% 2	36.36% 8	45.45% 10	0.00% 0	22	4.18
Community-based services outside the institution (ex. outside counseling, medical or legal advocacy).	0.00% 0	13.64% 3	13.64% 3	36.36% 8	36.36% 8	0.00% 0	22	3.95
BRCN's Title IX or other institutional office that addresses formal reports	4.55% 1	18.18% 4	9.09% 2	36.36% 8	31.82% 7	0.00% 0	22	3.73

Q19 Using the scale provided, please indicate the degree to which you agree or disagree with the following statements as it applies to all sexual experiences, including sexual intercourse, fondling, touching, kissing, etc.

Answered: 21    Skipped: 2



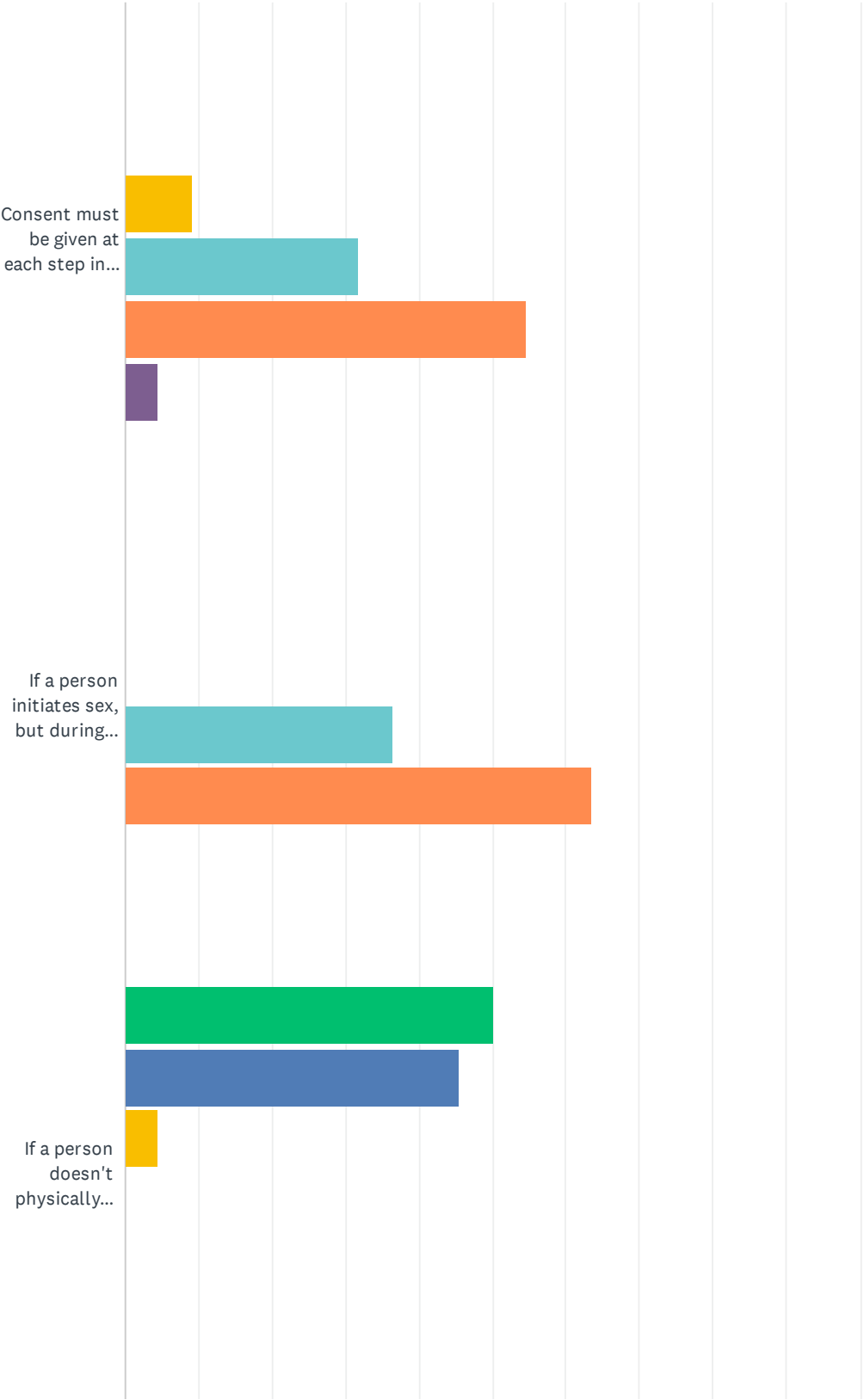


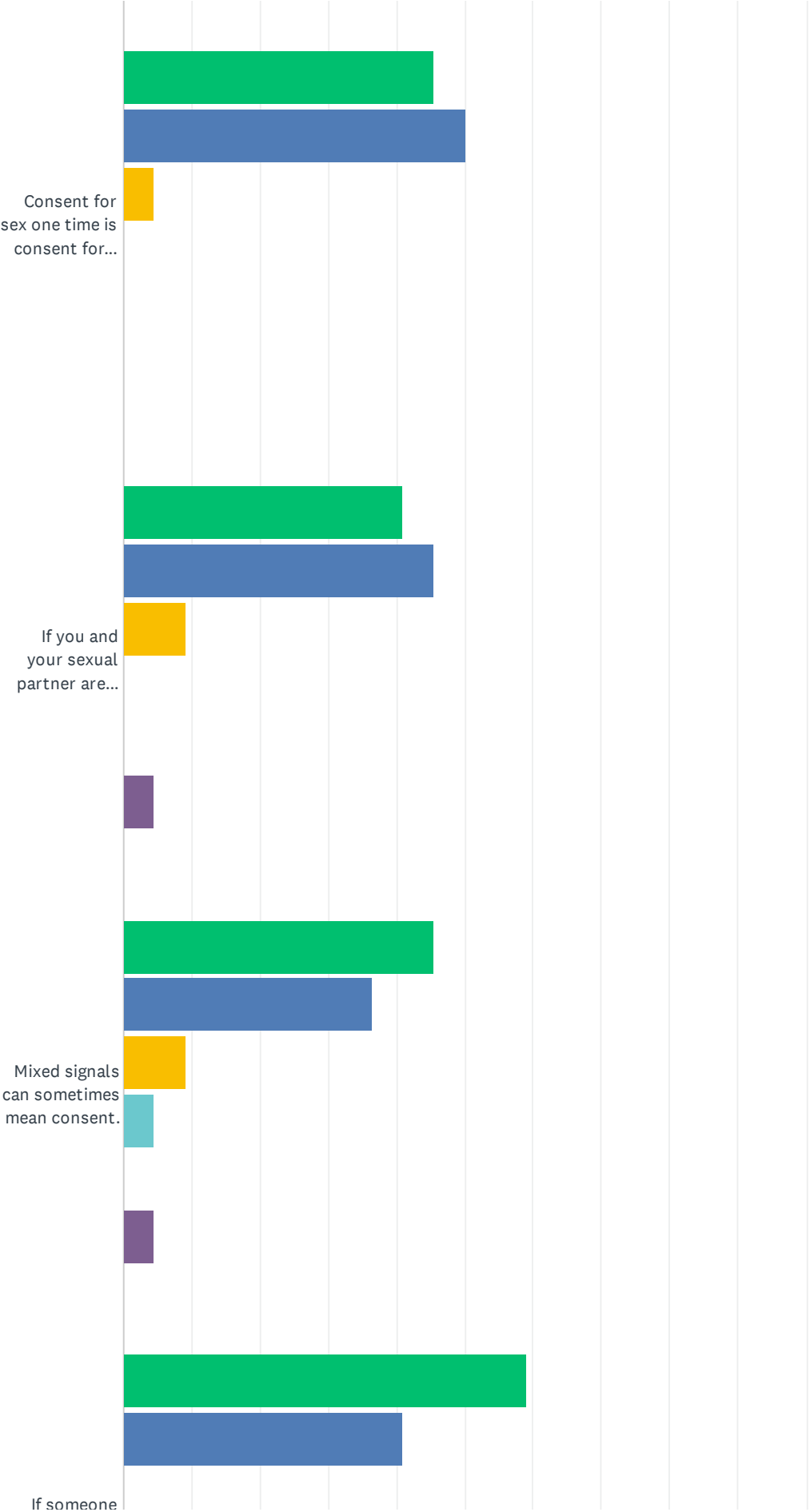
# Task Force on Campus Sexual Misconduct Climate Surveys Base Survey Recommendations

	STRONGLY DISAGREE	DISAGREE	NEUTRAL	AGREE	STRONGLY AGREE	PREFER NOT TO RESPOND	TOTAL	WEIGHTED AVERAGE
Typically, I communicate sexual consent to my partner using nonverbal signals and body language.	4.76% 1	9.52% 2	9.52% 2	19.05% 4	23.81% 5	33.33% 7	21	4.14
It is easy to accurately read my current partner's nonverbal signals as indicating consent or non-consent to sexual activity.	0.00% 0	0.00% 0	10.00% 2	25.00% 5	35.00% 7	30.00% 6	20	4.55
Typically, I ask for consent by making a sexual advance and waiting for a reaction, so I know whether or not to continue.	15.00% 3	20.00% 4	20.00% 4	10.00% 2	10.00% 2	25.00% 5	20	3.30
I don't have to ask or give my partner sexual consent because my partner knows me well enough.	10.00% 2	20.00% 4	15.00% 3	10.00% 2	20.00% 4	25.00% 5	20	3.60
I don't have to ask or give my partner sexual consent because I have a lot of trust in my partner to "do the right thing."	10.00% 2	10.00% 2	15.00% 3	20.00% 4	20.00% 4	25.00% 5	20	3.80
I always verbally ask for consent before I initiate a sexual encounter.	0.00% 0	15.00% 3	30.00% 6	5.00% 1	20.00% 4	30.00% 6	20	3.90

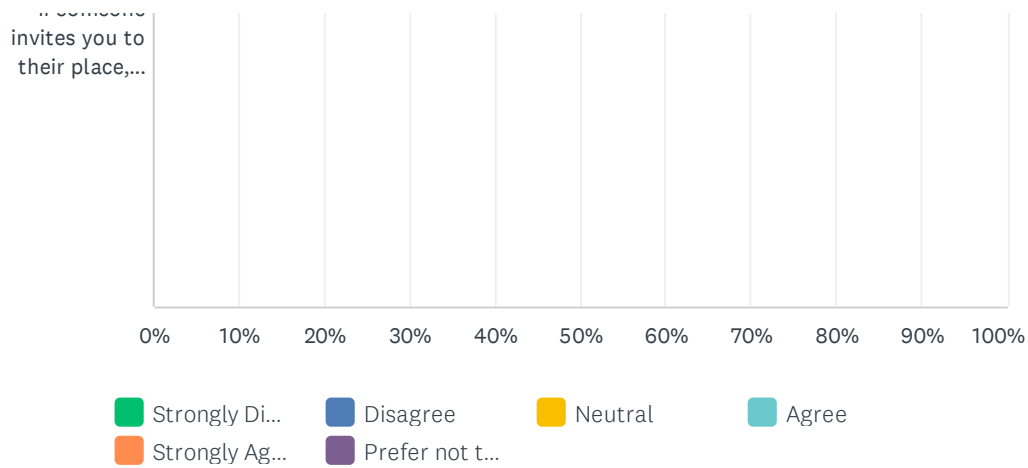
Q20 Using the scale provided, please indicate the degree to which you agree or disagree with the following statements.

Answered: 22 Skipped: 1





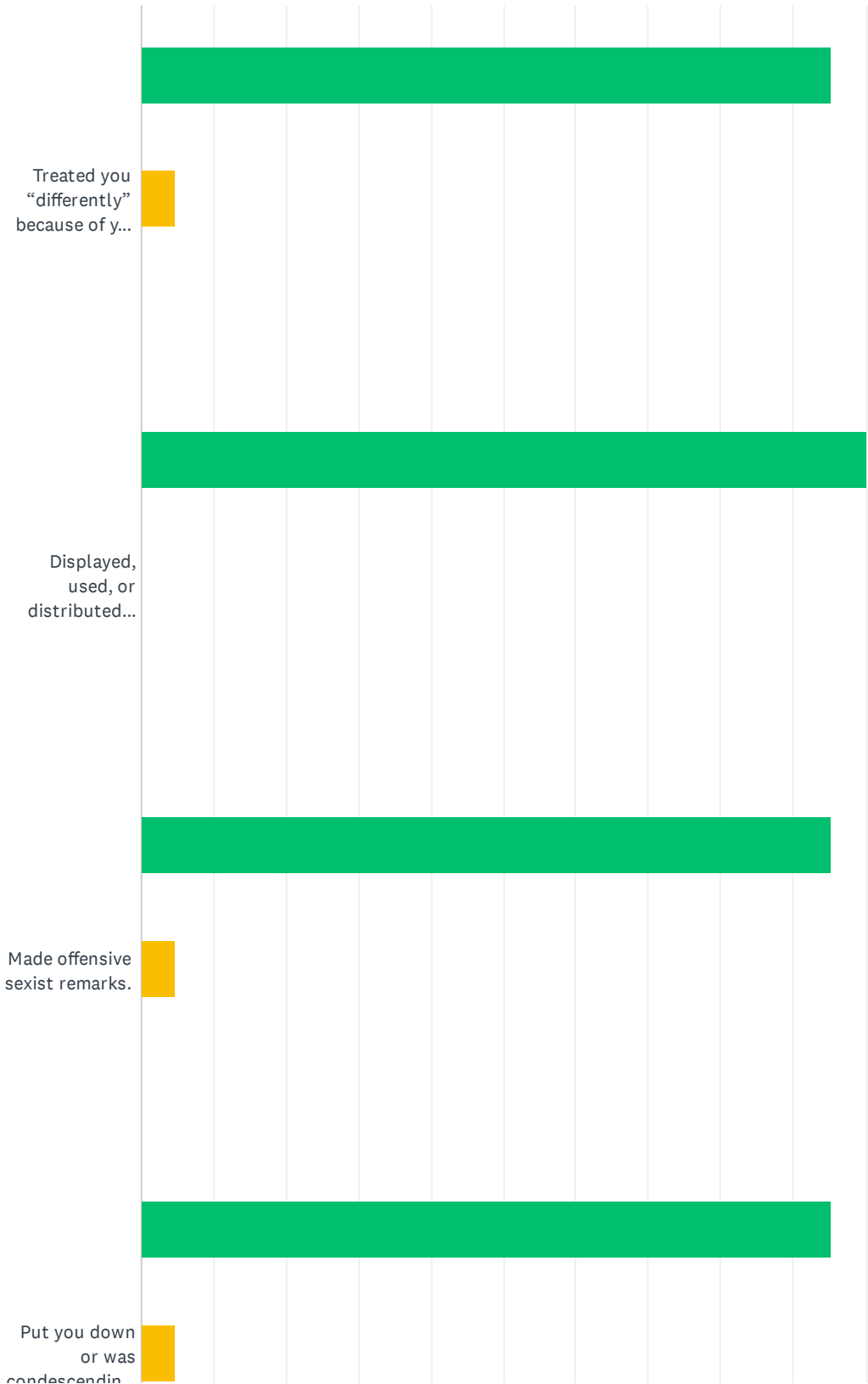
# Task Force on Campus Sexual Misconduct Climate Surveys Base Survey Recommendations



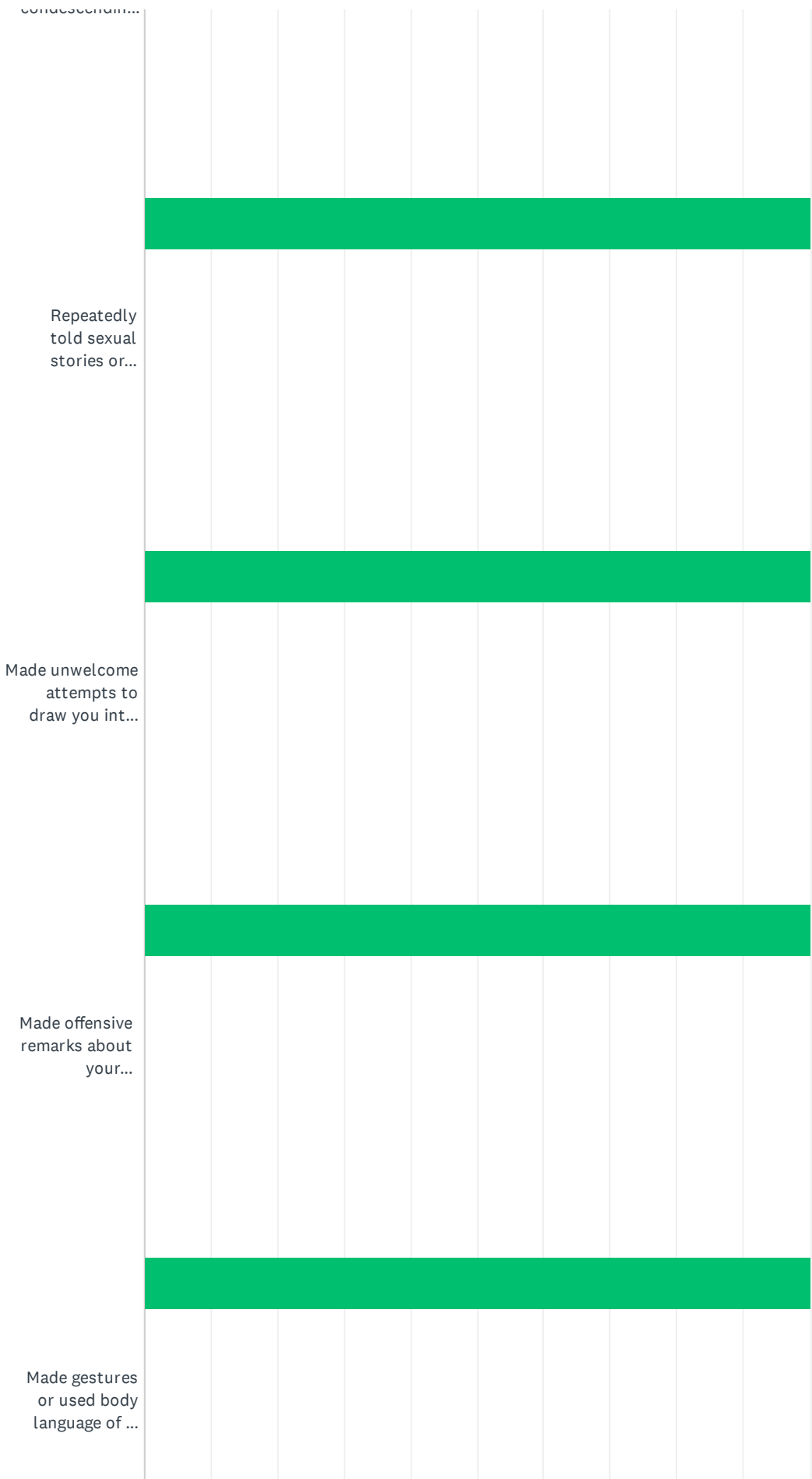
	STRONGLY DISAGREE	DISAGREE	NEUTRAL	AGREE	STRONGLY AGREE	PREFER NOT TO RESPOND	TOTAL	WEIGHTED AVERAGE
Consent must be given at each step in a sexual encounter.	0.00% 0	0.00% 0	9.09% 2	31.82% 7	54.55% 12	4.55% 1	22	4.50
If a person initiates sex, but during foreplay says they no longer want to, the person has not given consent to continue.	0.00% 0	0.00% 0	0.00% 0	36.36% 8	63.64% 14	0.00% 0	22	4.64
If a person doesn't physically resist sex, they have given consent.	50.00% 11	45.45% 10	4.55% 1	0.00% 0	0.00% 0	0.00% 0	22	1.55
Consent for sex one time is consent for future sex.	45.45% 10	50.00% 11	4.55% 1	0.00% 0	0.00% 0	0.00% 0	22	1.59
If you and your sexual partner are both drunk, you don't have to worry about consent.	40.91% 9	45.45% 10	9.09% 2	0.00% 0	0.00% 0	4.55% 1	22	1.82
Mixed signals can sometimes mean consent.	45.45% 10	36.36% 8	9.09% 2	4.55% 1	0.00% 0	4.55% 1	22	1.86
If someone invites you to their place, they are giving consent for sex.	59.09% 13	40.91% 9	0.00% 0	0.00% 0	0.00% 0	0.00% 0	22	1.41

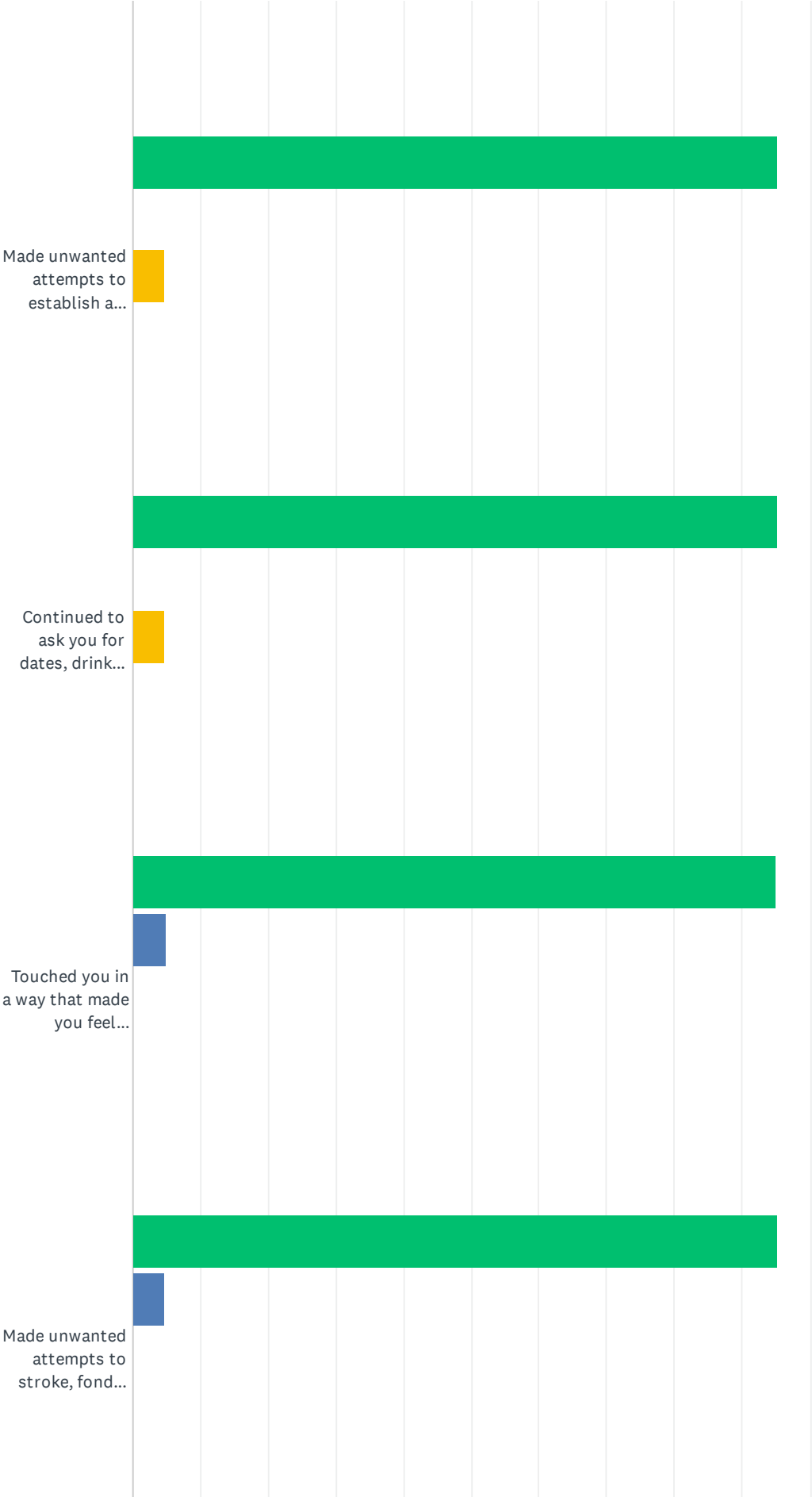
Q21 While you have been at BRCN in the last 12 months, how often have you been in a situation in which someone...?

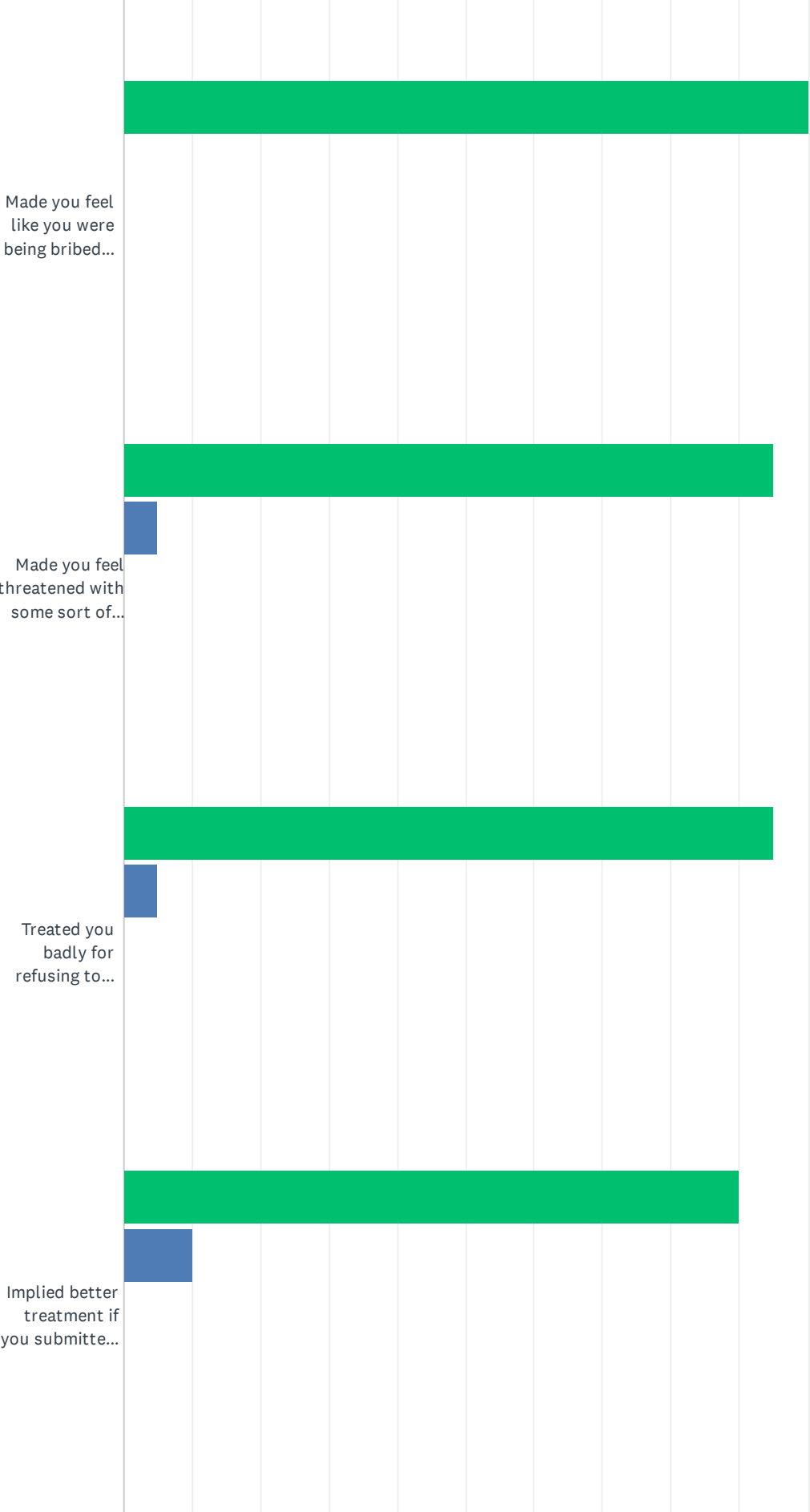
Answered: 21 Skipped: 2












Task Force on Campus Sexual Misconduct Climate Surveys Base Survey Recommendations

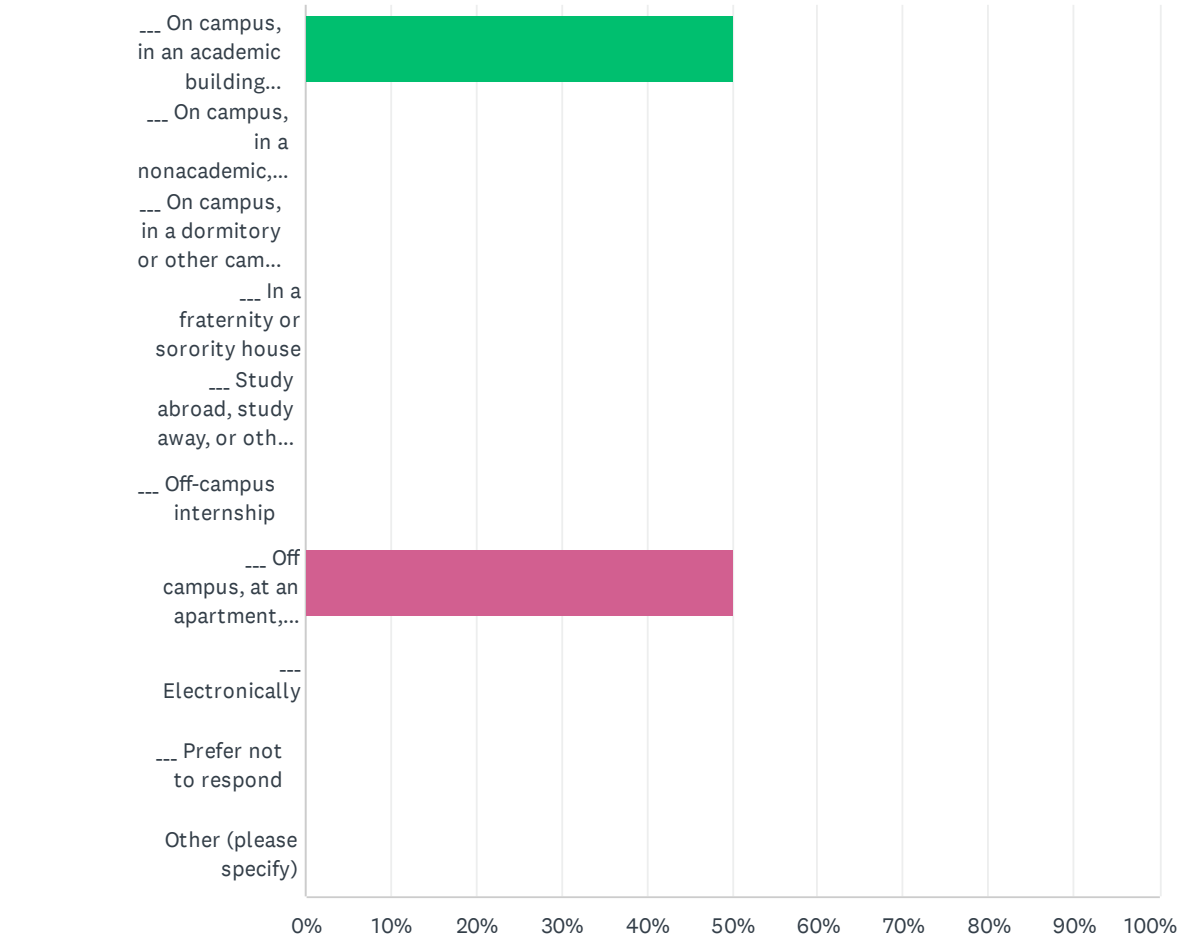


# Task Force on Campus Sexual Misconduct Climate Surveys Base Survey Recommendations

	NONE	1 TIME	2-3 TIMES	4 OR MORE TIMES	PREFER NOT TO RESPOND	TOTAL	WEIGHTED AVERAGE
Treated you “differently” because of your gender or sex (ex., mistreated, slighted, or ignored you).	95.24% 20	0.00% 0	4.76% 1	0.00% 0	0.00% 0	21	1.10
Displayed, used, or distributed sexist or suggestive materials (ex. pictures, stories, or pornography which you found offensive).	100.00% 21	0.00% 0	0.00% 0	0.00% 0	0.00% 0	21	1.00
Made offensive sexist remarks.	95.24% 20	0.00% 0	4.76% 1	0.00% 0	0.00% 0	21	1.10
Put you down or was condescending to you because of your gender or sex.	95.24% 20	0.00% 0	4.76% 1	0.00% 0	0.00% 0	21	1.10
Repeatedly told sexual stories or jokes that were offensive to you.	100.00% 21	0.00% 0	0.00% 0	0.00% 0	0.00% 0	21	1.00
Made unwelcome attempts to draw you into a discussion of sexual matters (ex. attempted to discuss or comment on your sex life).	100.00% 21	0.00% 0	0.00% 0	0.00% 0	0.00% 0	21	1.00
Made offensive remarks about your appearance, body, or sexual activities.	100.00% 21	0.00% 0	0.00% 0	0.00% 0	0.00% 0	21	1.00
Made gestures or used body language of a sexual nature which embarrassed or offended you.	100.00% 21	0.00% 0	0.00% 0	0.00% 0	0.00% 0	21	1.00
Made unwanted attempts to establish a romantic sexual relationship with you despite your efforts to discourage it.	95.24% 20	0.00% 0	4.76% 1	0.00% 0	0.00% 0	21	1.10
Continued to ask you for dates, drinks, dinner, etc., even though you said “No.”	95.24% 20	0.00% 0	4.76% 1	0.00% 0	0.00% 0	21	1.10
Touched you in a way that made you feel uncomfortable.	95.00% 19	5.00% 1	0.00% 0	0.00% 0	0.00% 0	20	1.05
Made unwanted attempts to stroke, fondle, or kiss you.	95.24% 20	4.76% 1	0.00% 0	0.00% 0	0.00% 0	21	1.05
Made you feel like you were being bribed with a reward to engage in sexual behavior.	100.00% 21	0.00% 0	0.00% 0	0.00% 0	0.00% 0	21	1.00
Made you feel threatened with some sort of retaliation for not submitting to sexual advances.	95.00% 19	5.00% 1	0.00% 0	0.00% 0	0.00% 0	20	1.05
Treated you badly for refusing to have sex.	95.00% 19	5.00% 1	0.00% 0	0.00% 0	0.00% 0	20	1.05
Implied better treatment if you submitted to sexual advances.	90.00% 18	10.00% 2	0.00% 0	0.00% 0	0.00% 0	20	1.10
Sent or posted unwelcome sexual comments, jokes or pictures to you or about you by text, email, social media or other electronic means.	100.00% 20	0.00% 0	0.00% 0	0.00% 0	0.00% 0	20	1.00
Spread unwelcome sexual rumors about you to others by text, email, social media, or other electronic means.	100.00% 20	0.00% 0	0.00% 0	0.00% 0	0.00% 0	20	1.00
Called you gay or lesbian or other terms related to gender identity in a negative way to others verbally or by text, email, social media, or other electronic means.	100.00% 20	0.00% 0	0.00% 0	0.00% 0	0.00% 0	20	1.00

Q22 Where did this happen?

Answered: 2    Skipped: 21



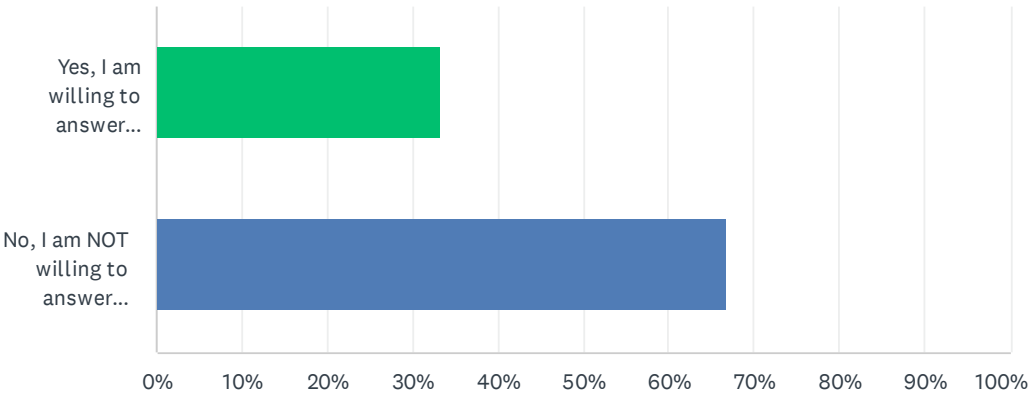
# Task Force on Campus Sexual Misconduct Climate Surveys Base Survey Recommendations

ANSWER CHOICES		RESPONSES	
<input type="checkbox"/>	On campus, in an academic building (classroom, library, etc.)	50.00%	1
<input type="checkbox"/>	On campus, in a nonacademic, nonresidential building or some other location (examples include athletic arenas, theatre and arts centers)	0.00%	0
<input type="checkbox"/>	On campus, in a dormitory or other campus housing (not a fraternity or sorority house)	0.00%	0
<input type="checkbox"/>	In a fraternity or sorority house	0.00%	0
<input type="checkbox"/>	Study abroad, study away, or other off-campus study program	0.00%	0
<input type="checkbox"/>	Off-campus internship	0.00%	0
<input type="checkbox"/>	Off campus, at an apartment, restaurant, bar, or another location	50.00%	1
<input type="checkbox"/>	Electronically	0.00%	0
<input type="checkbox"/>	Prefer not to respond	0.00%	0
	Other (please specify)	0.00%	0
TOTAL			2

#	OTHER (PLEASE SPECIFY)	DATE
	There are no responses.	

Q23 You indicated that you experienced at least one situation in which someone caused you harm. Now think about which ONE SITUATION had the greatest effect on you. Are you willing to answer some additional questions about this situation, or would you like to skip to the next section of the survey?

Answered: 3    Skipped: 20

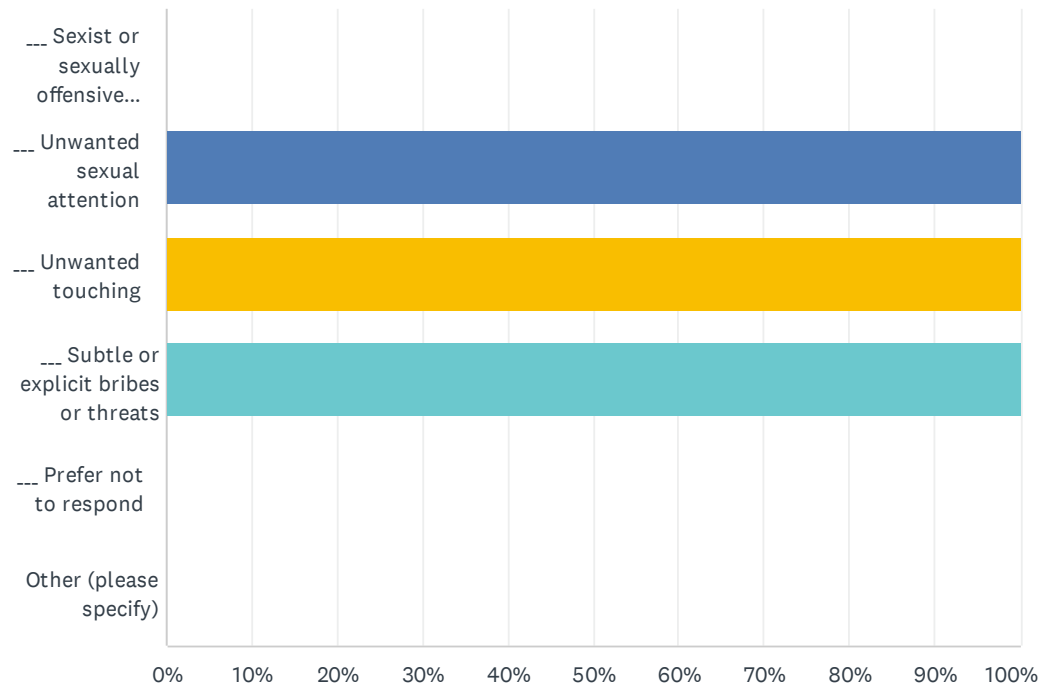


ANSWER CHOICES	RESPONSES	
Yes, I am willing to answer additional questions about this situation.	33.33%	1
No, I am NOT willing to answer additional questions about this situation.	66.67%	2
TOTAL		3



Q24 The situation involved: (Select all that apply)

Answered: 1    Skipped: 22

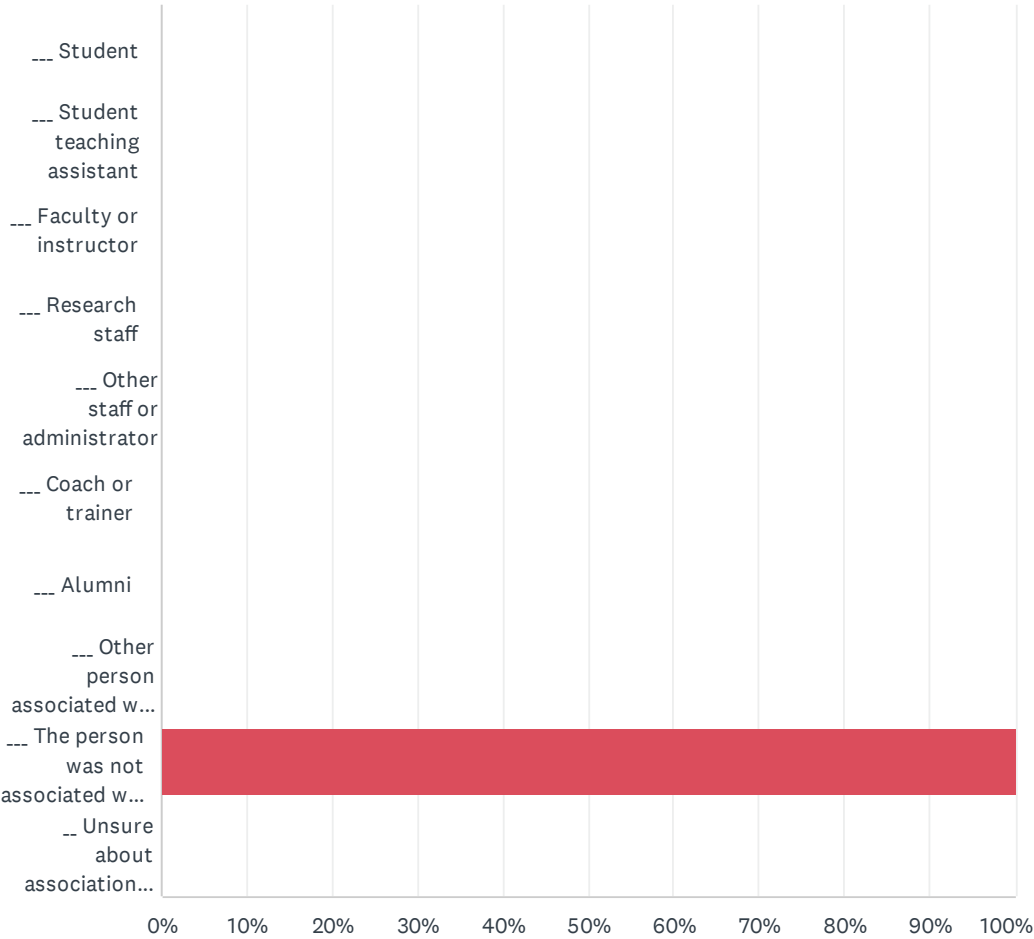


ANSWER CHOICES		RESPONSES	
___	Sexist or sexually offensive language, gestures or pictures	0.00%	0
___	Unwanted sexual attention	100.00%	1
___	Unwanted touching	100.00%	1
___	Subtle or explicit bribes or threats	100.00%	1
___	Prefer not to respond	0.00%	0
	Other (please specify)	0.00%	0
Total Respondents: 1			

#	OTHER (PLEASE SPECIFY)	DATE
	There are no responses.	

Q25 How was the individual(s) who did the unwanted behavior associated with BRCN? (Select all that apply)

Answered: 1    Skipped: 22

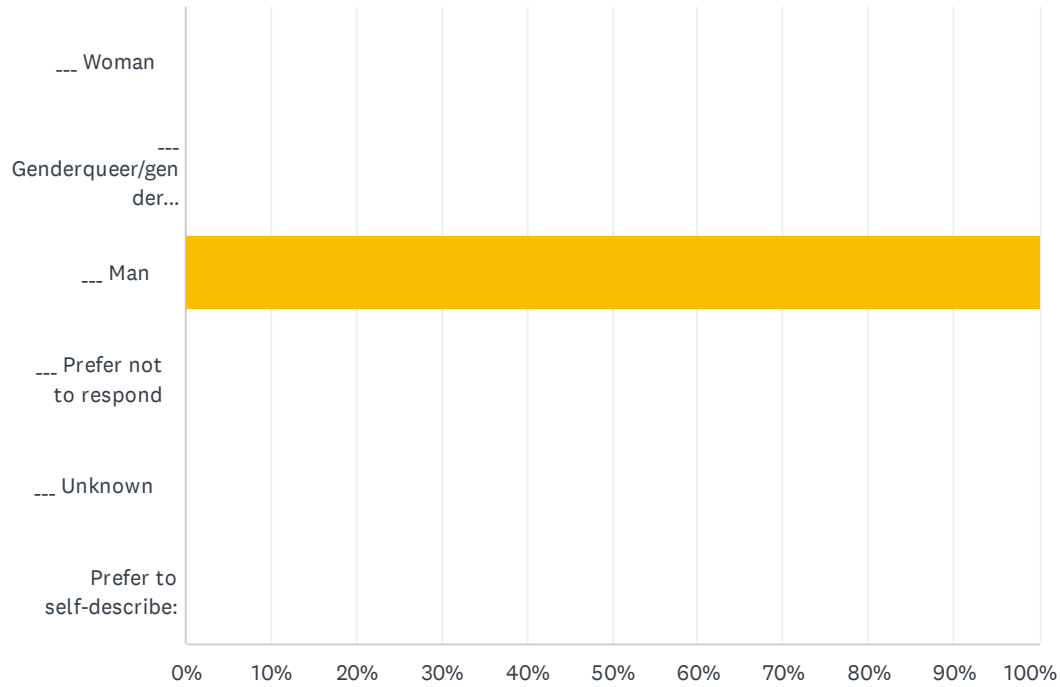


# Task Force on Campus Sexual Misconduct Climate Surveys Base Survey Recommendations

ANSWER CHOICES	RESPONSES	
___ Student	0.00%	0
___ Student teaching assistant	0.00%	0
___ Faculty or instructor	0.00%	0
___ Research staff	0.00%	0
___ Other staff or administrator	0.00%	0
___ Coach or trainer	0.00%	0
___ Alumni	0.00%	0
___ Other person associated with BRCN (e.g., internship, study abroad)	0.00%	0
___ The person was not associated with BRCN	100.00%	1
___ Unsure about association with BRCN	0.00%	0
Total Respondents: 1		

## Q26 Please describe the gender(s) of the individual(s) who committed the unwanted behavior. (Select all that apply)

Answered: 1 Skipped: 22

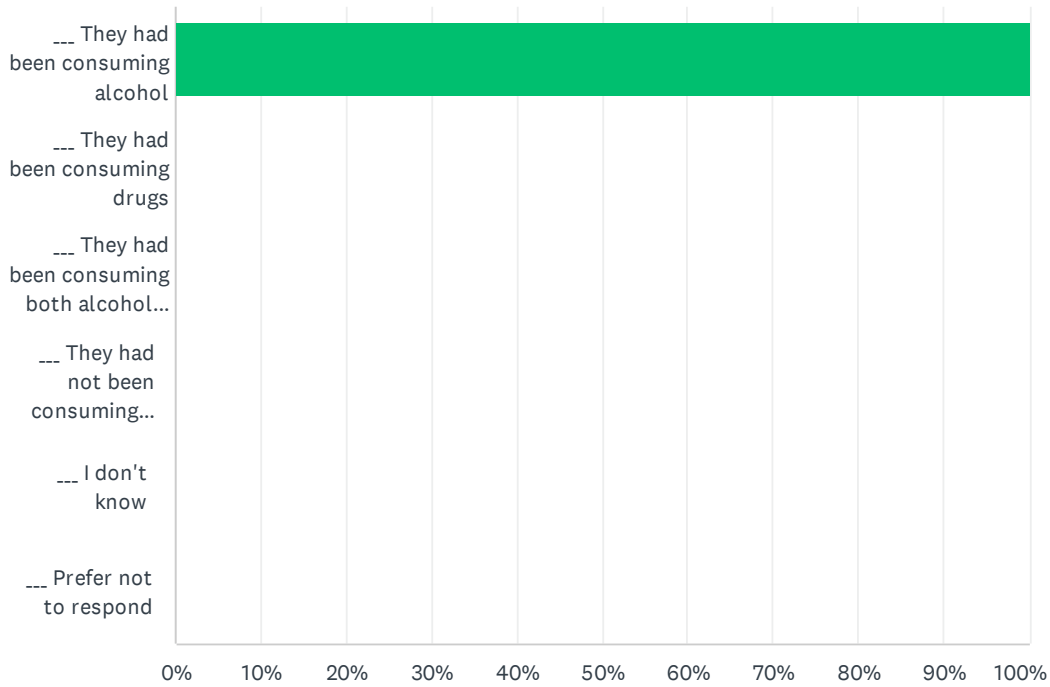


ANSWER CHOICES	RESPONSES	
___ Woman	0.00%	0
___ Genderqueer/gender non-conforming/non-binary	0.00%	0
___ Man	100.00%	1
___ Prefer not to respond	0.00%	0
___ Unknown	0.00%	0
___ Prefer to self-describe:	0.00%	0
Total Respondents: 1		

#	PREFER TO SELF-DESCRIBE:	DATE
There are no responses.		

## Q27 Had the other person been consuming alcohol or drugs just prior to the incident?

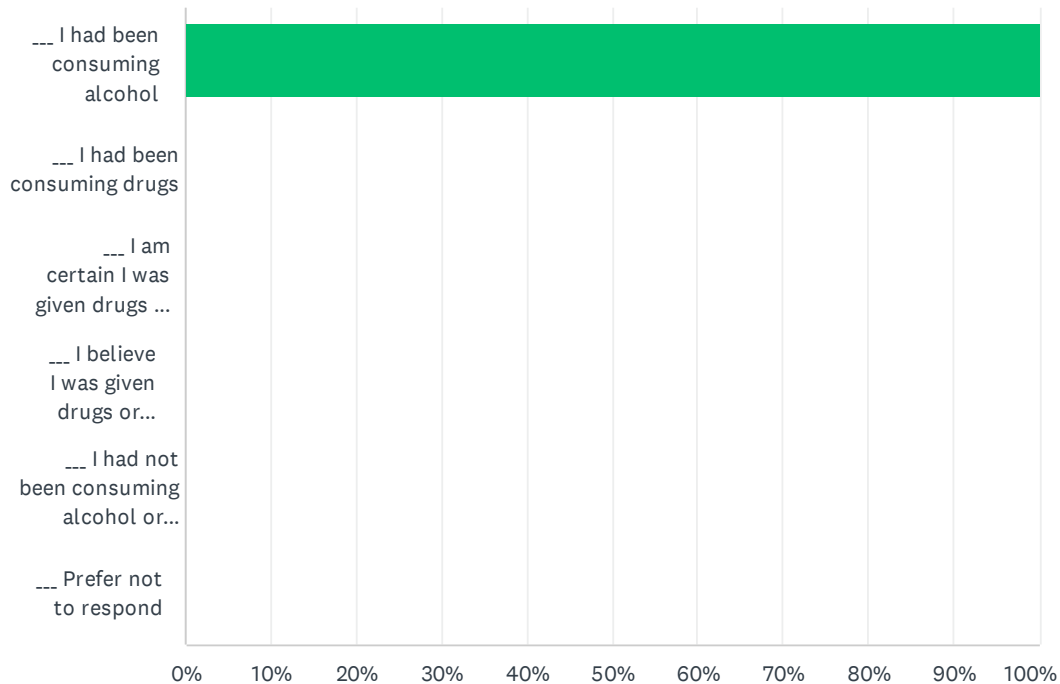
Answered: 1   Skipped: 22



ANSWER CHOICES	RESPONSES	
___ They had been consuming alcohol	100.00%	1
___ They had been consuming drugs	0.00%	0
___ They had been consuming both alcohol and drugs	0.00%	0
___ They had not been consuming either alcohol or drugs	0.00%	0
___ I don't know	0.00%	0
___ Prefer not to respond	0.00%	0
<b>TOTAL</b>		<b>1</b>

## Q28 Keep in mind that your consumption of alcohol or drugs in no way excuses a person who acted against your will; had you been consuming alcohol or drugs just prior to the incident? (Select all that apply)

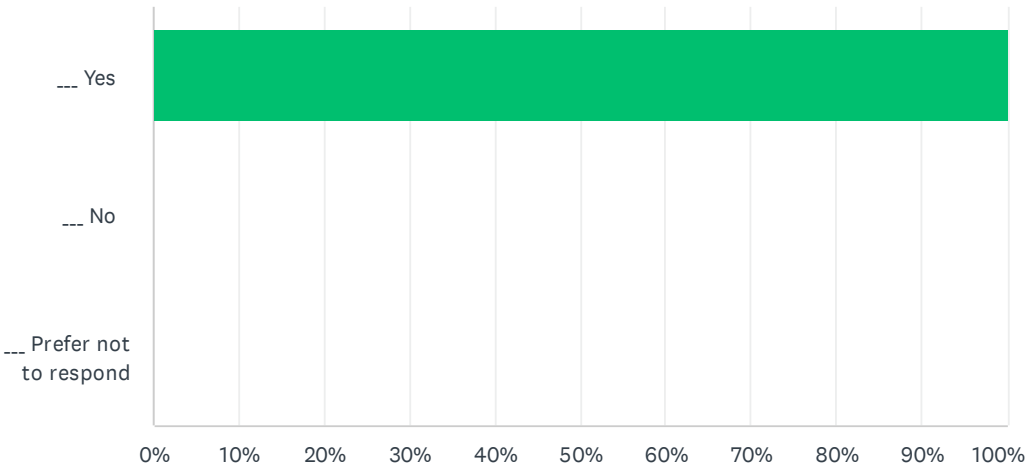
Answered: 1   Skipped: 22



ANSWER CHOICES	RESPONSES	
___ I had been consuming alcohol	100.00%	1
___ I had been consuming drugs	0.00%	0
___ I am certain I was given drugs or alcohol without my knowledge or consent	0.00%	0
___ I believe I was given drugs or alcohol without my knowledge or consent, but I am not certain	0.00%	0
___ I had not been consuming alcohol or drugs	0.00%	0
___ Prefer not to respond	0.00%	0
Total Respondents: 1		

Q29 Did you tell anyone about the incident(s) before this questionnaire?

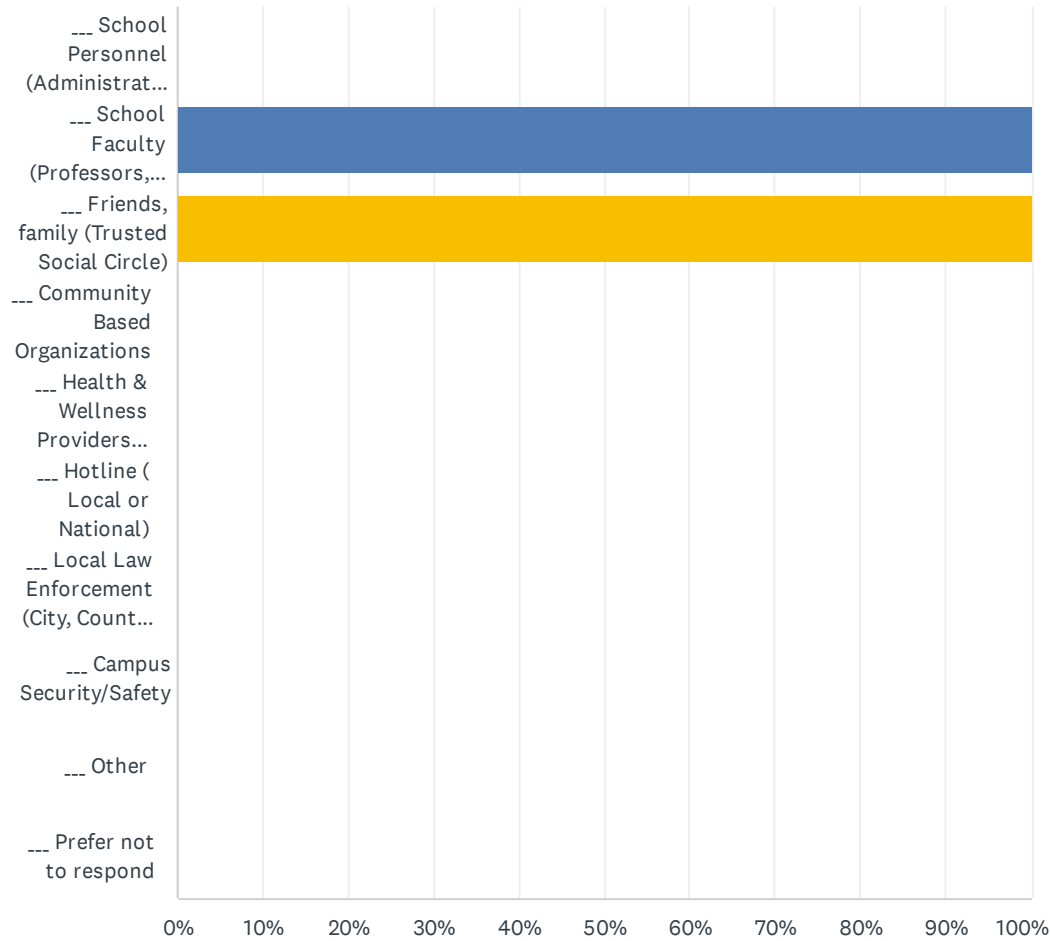
Answered: 1    Skipped: 22



ANSWER CHOICES	RESPONSES	
___ Yes	100.00%	1
___ No	0.00%	0
___ Prefer not to respond	0.00%	0
TOTAL		1

Q30 Which of the following persons (if any) did you tell? (Select all that apply)

Answered: 1    Skipped: 22



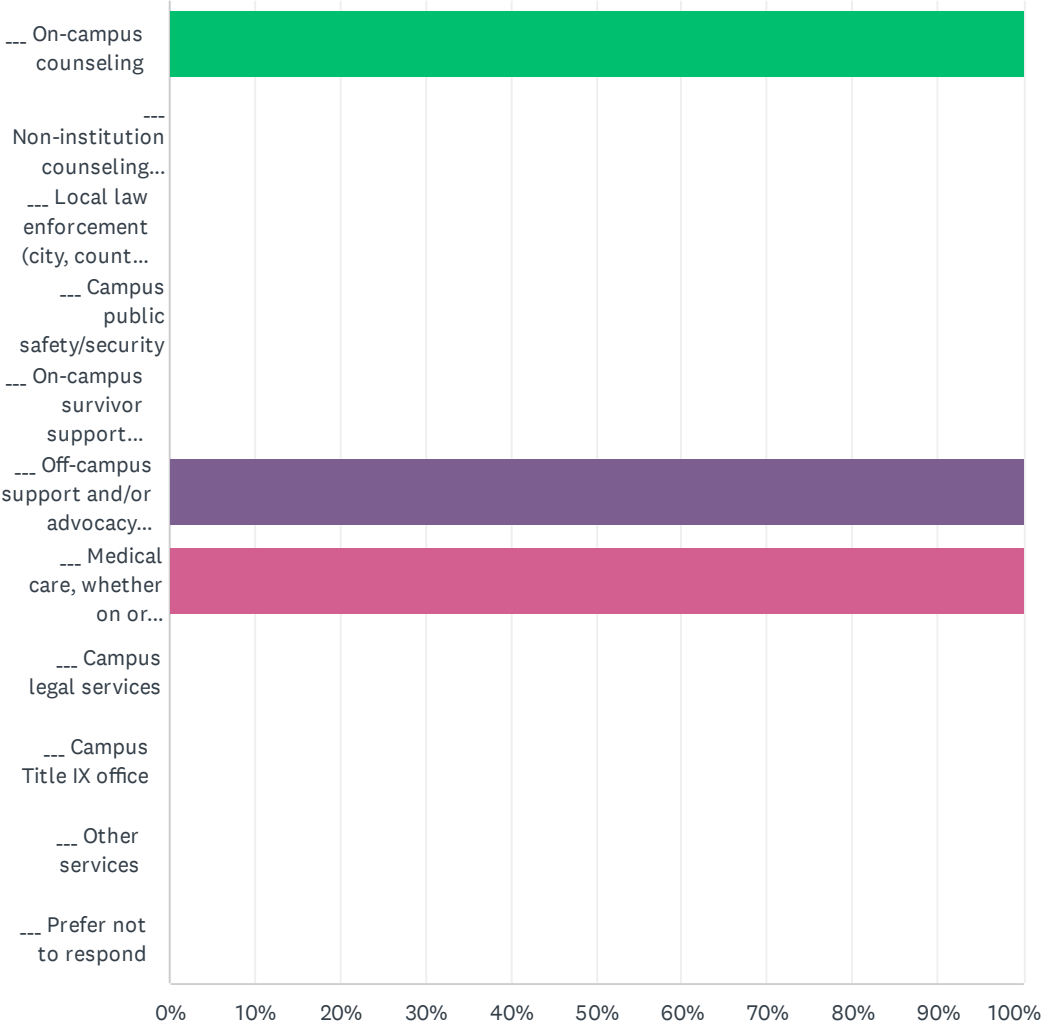


# Task Force on Campus Sexual Misconduct Climate Surveys Base Survey Recommendations

ANSWER CHOICES	RESPONSES	
___ School Personnel (Administration, Resident Assistants, etc.)	0.00%	0
___ School Faculty (Professors, Coaches, etc.)	100.00%	1
___ Friends, family (Trusted Social Circle)	100.00%	1
___ Community Based Organizations	0.00%	0
___ Health & Wellness Providers (Physician, Counselor, Therapist, etc. )	0.00%	0
___ Hotline ( Local or National)	0.00%	0
___ Local Law Enforcement (City, County, or State Police)	0.00%	0
___ Campus Security/Safety	0.00%	0
___ Other	0.00%	0
___ Prefer not to respond	0.00%	0
Total Respondents: 1		

Q31 When you disclosed this experience, did you receive information on or were you referred to any of the following resources/support services?  
(Select all that apply)

Answered: 1    Skipped: 22

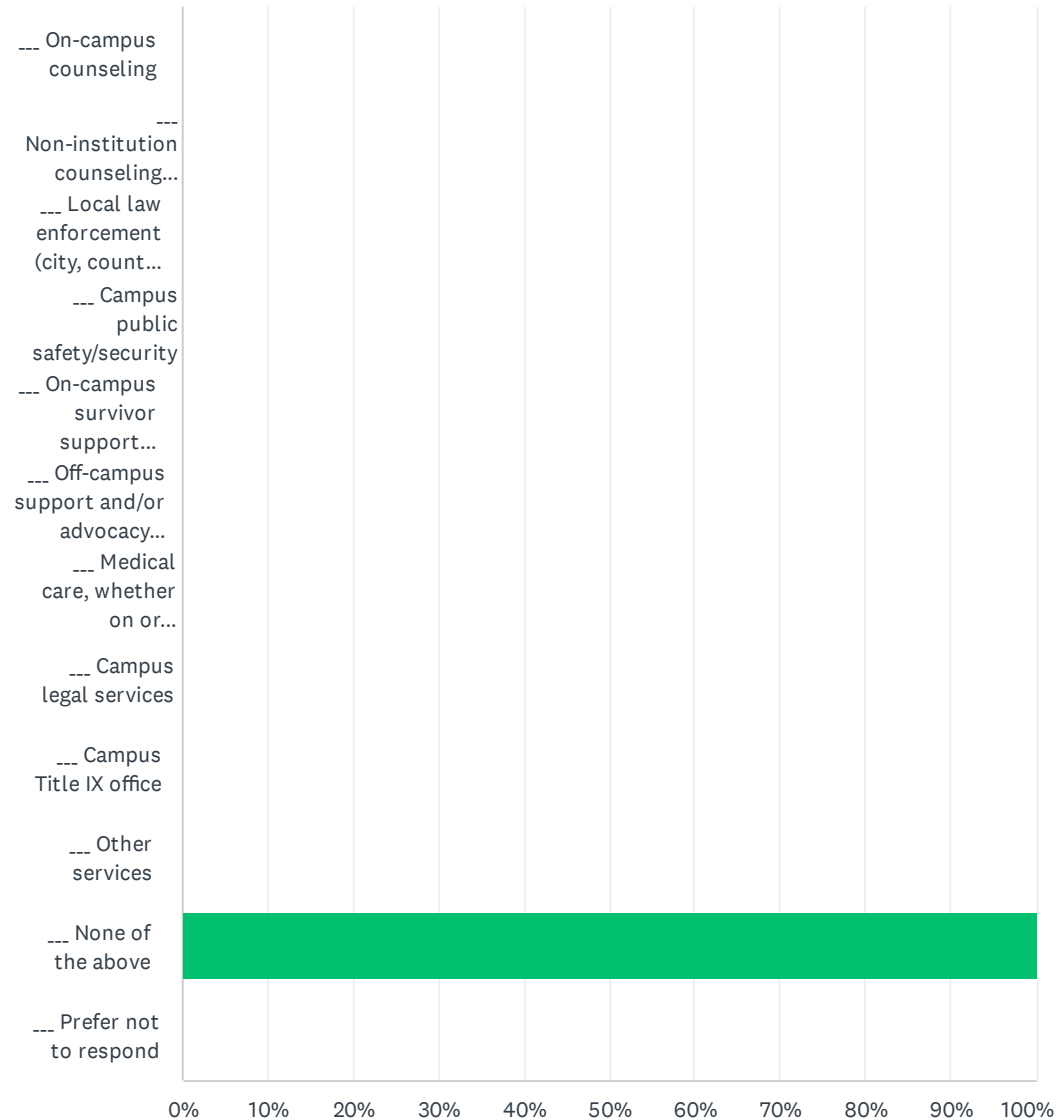


# Task Force on Campus Sexual Misconduct Climate Surveys Base Survey Recommendations

ANSWER CHOICES	RESPONSES	
<input type="checkbox"/> On-campus counseling	100.00%	1
<input type="checkbox"/> Non-institution counseling support	0.00%	0
<input type="checkbox"/> Local law enforcement (city, county, or state police)	0.00%	0
<input type="checkbox"/> Campus public safety/security	0.00%	0
<input type="checkbox"/> On-campus survivor support services and/or advocacy	0.00%	0
<input type="checkbox"/> Off-campus support and/or advocacy services (e.g., rape crisis center)	100.00%	1
<input type="checkbox"/> Medical care, whether on or off-campus	100.00%	1
<input type="checkbox"/> Campus legal services	0.00%	0
<input type="checkbox"/> Campus Title IX office	0.00%	0
<input type="checkbox"/> Other services	0.00%	0
<input type="checkbox"/> Prefer not to respond	0.00%	0
Total Respondents: 1		

Q32 Following when you disclosed this experience, did you choose to use any of these services? (Select all that apply)

Answered: 1    Skipped: 22



# Task Force on Campus Sexual Misconduct Climate Surveys Base Survey Recommendations

ANSWER CHOICES	RESPONSES	
<input type="checkbox"/> On-campus counseling	0.00%	0
<input type="checkbox"/> Non-institution counseling support	0.00%	0
<input type="checkbox"/> Local law enforcement (city, county, or state police)	0.00%	0
<input type="checkbox"/> Campus public safety/security	0.00%	0
<input type="checkbox"/> On-campus survivor support services and/or advocacy	0.00%	0
<input type="checkbox"/> Off-campus support and/or advocacy services (e.g., rape crisis center)	0.00%	0
<input type="checkbox"/> Medical care, whether on or off-campus	0.00%	0
<input type="checkbox"/> Campus legal services	0.00%	0
<input type="checkbox"/> Campus Title IX office	0.00%	0
<input type="checkbox"/> Other services	0.00%	0
<input type="checkbox"/> None of the above	100.00%	1
<input type="checkbox"/> Prefer not to respond	0.00%	0
Total Respondents: 1		

### Q33 Many people choose not to tell anyone about experiences of sexual misconduct. This is a very normal response. What led you to choose not to tell anyone about your experience? (Select all that apply)

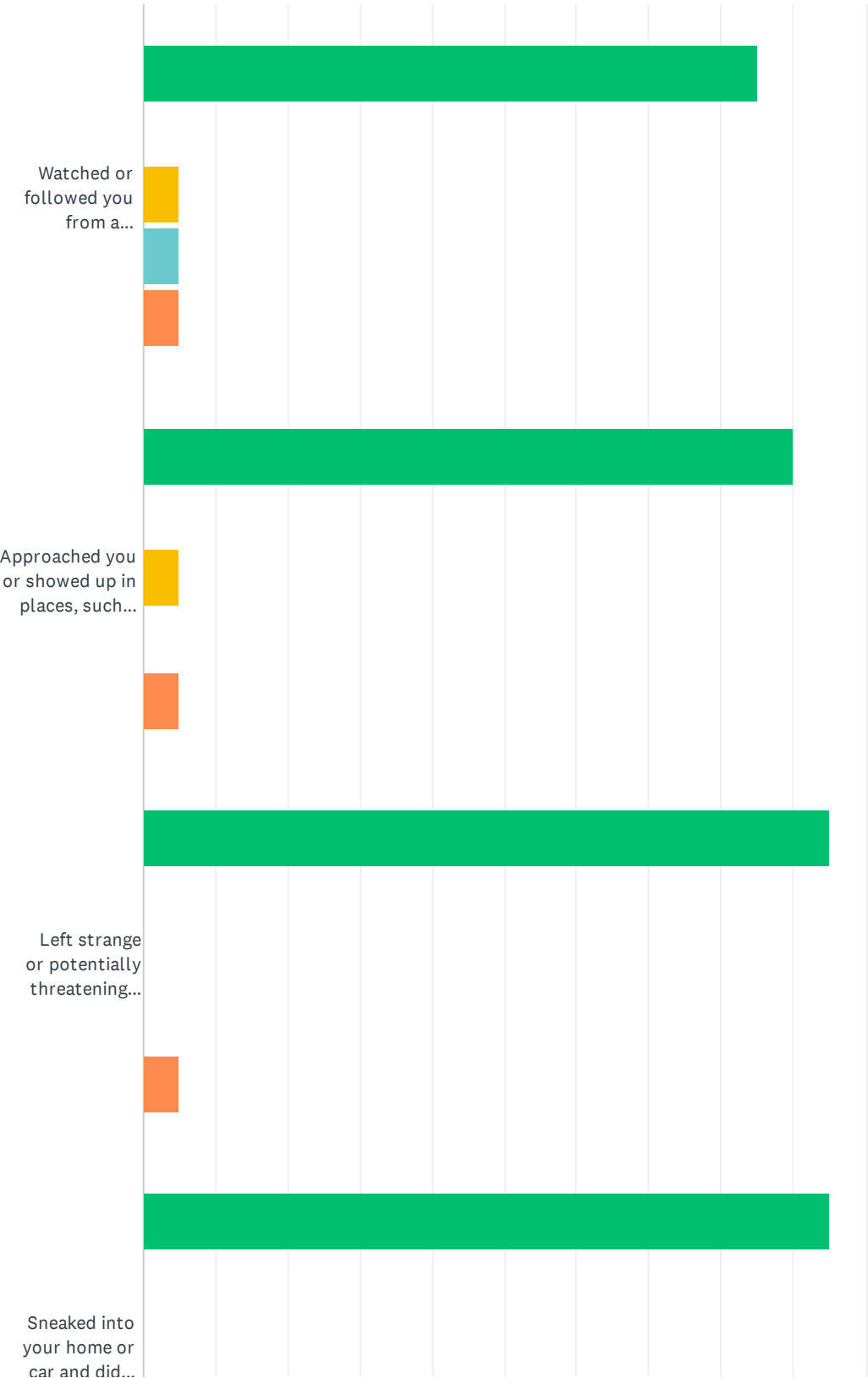
Answered: 0   Skipped: 23

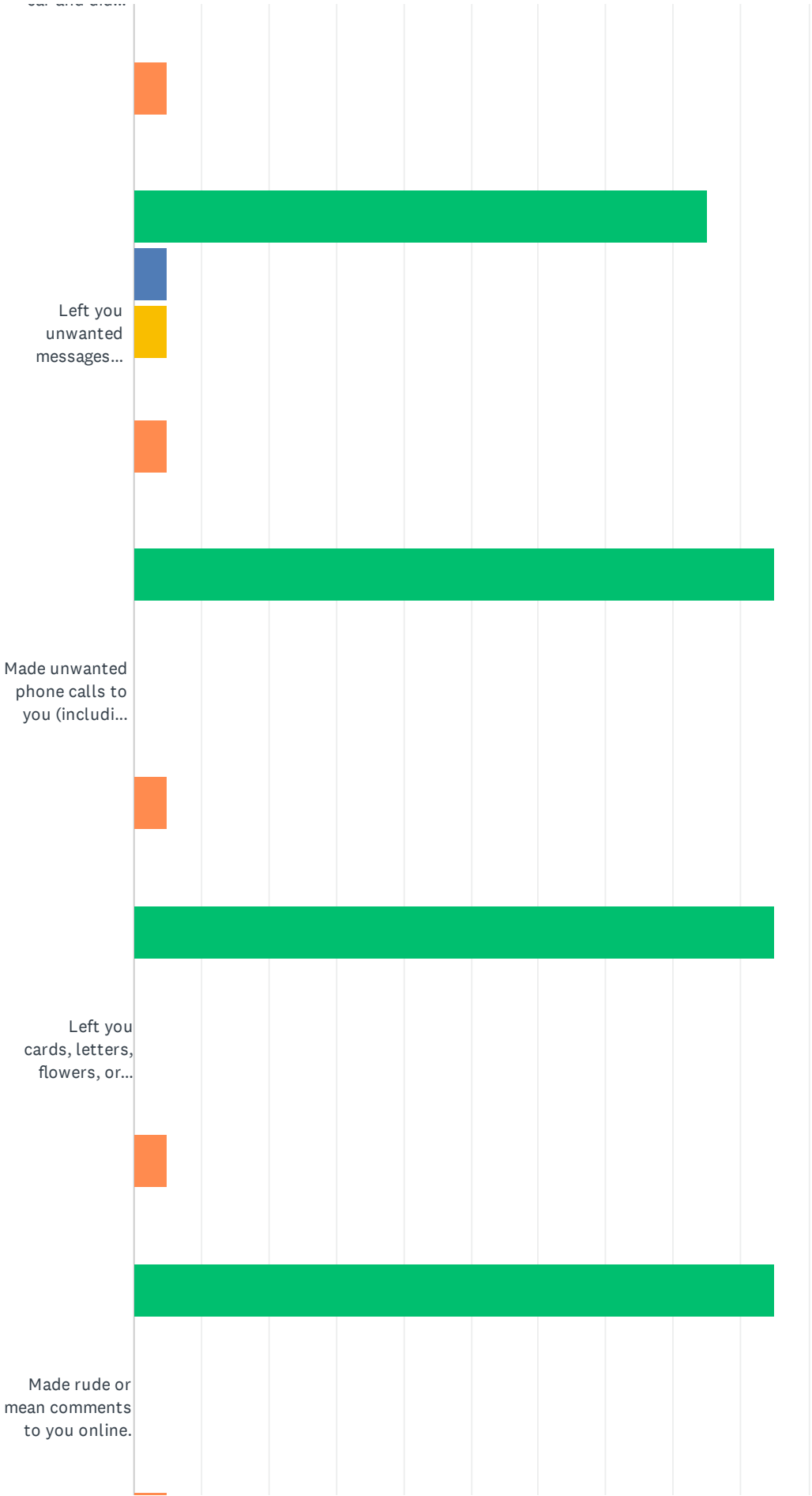
 No matching responses.

ANSWER CHOICES	RESPONSES	
<input type="checkbox"/> I did not know where to go or who to tell	0.00%	0
<input type="checkbox"/> I felt embarrassed, ashamed or that it would be too emotionally difficult	0.00%	0
<input type="checkbox"/> I did not think anyone would believe me	0.00%	0
<input type="checkbox"/> I did not think it was serious enough to contact any of these programs or resources	0.00%	0
<input type="checkbox"/> I did not want the person to get into trouble	0.00%	0
<input type="checkbox"/> I feared negative academic, social or professional consequences	0.00%	0
<input type="checkbox"/> I feared it would not be kept confidential	0.00%	0
<input type="checkbox"/> I could handle it myself	0.00%	0
<input type="checkbox"/> I feared retaliation	0.00%	0
<input type="checkbox"/> I didn't think these resources would give me the help I needed	0.00%	0
<input type="checkbox"/> Incident occurred while school was not in session	0.00%	0
<input type="checkbox"/> Other	0.00%	0
<input type="checkbox"/> Prefer not to respond	0.00%	0
Total Respondents: 0		

Q34 How many times have one or more people done the following things to you in the last 12 months?

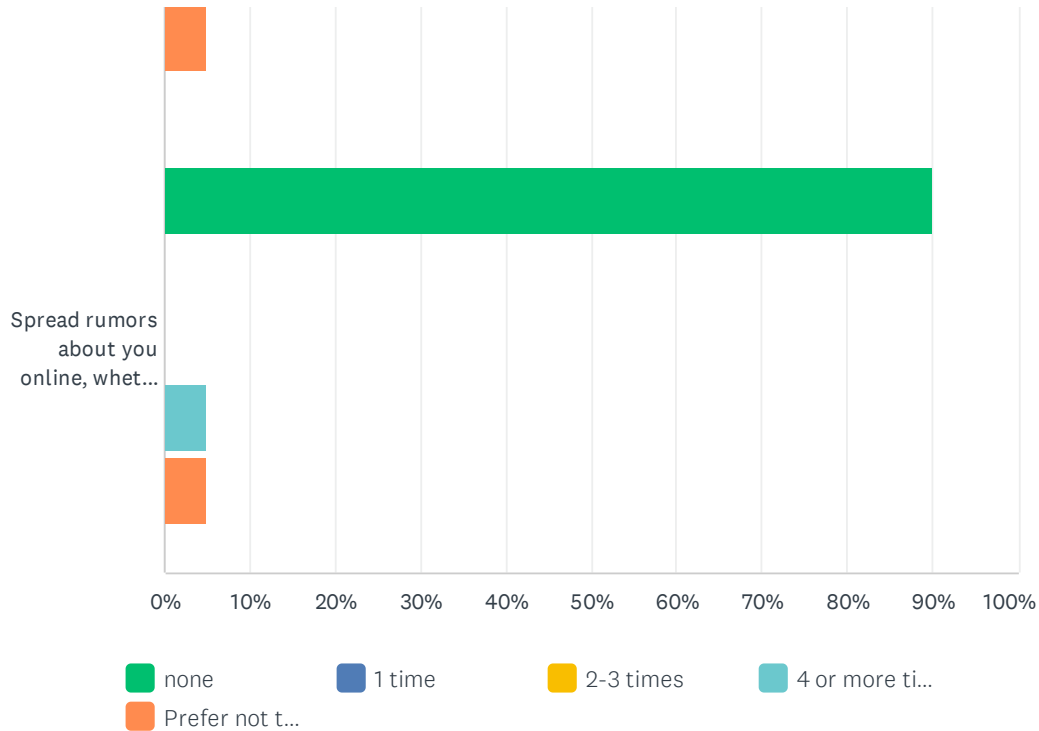
Answered: 20 Skipped: 3







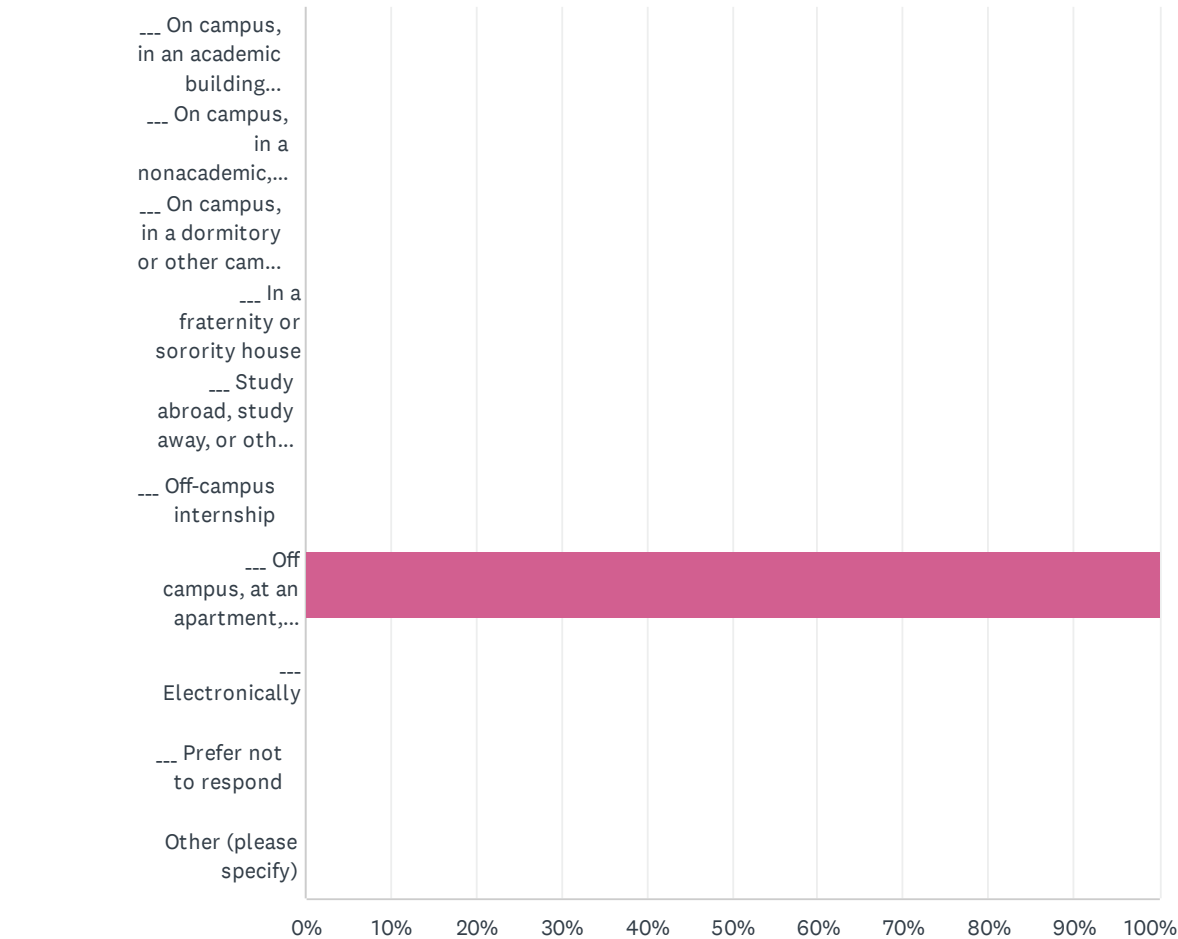
## Task Force on Campus Sexual Misconduct Climate Surveys Base Survey Recommendations



	NONE	1 TIME	2-3 TIMES	4 OR MORE TIMES	PREFER NOT TO RESPOND	TOTAL	WEIGHTED AVERAGE
Watched or followed you from a distance, or observed you with a listening device, camera, or GPS (global positioning system).	85.00% 17	0.00% 0	5.00% 1	5.00% 1	5.00% 1	20	1.45
Approached you or showed up in places, such as your home, workplace, or school when you didn't want them to be there.	90.00% 18	0.00% 0	5.00% 1	0.00% 0	5.00% 1	20	1.30
Left strange or potentially threatening items for you to find.	95.00% 19	0.00% 0	0.00% 0	0.00% 0	5.00% 1	20	1.20
Sneaked into your home or car and did things to scare you by letting you know they had been there.	95.00% 19	0.00% 0	0.00% 0	0.00% 0	5.00% 1	20	1.20
Left you unwanted messages (including text, voice mail or social media messages).	85.00% 17	5.00% 1	5.00% 1	0.00% 0	5.00% 1	20	1.35
Made unwanted phone calls to you (including hang up calls).	95.00% 19	0.00% 0	0.00% 0	0.00% 0	5.00% 1	20	1.20
Left you cards, letters, flowers, or presents when they knew you didn't want them to.	95.00% 19	0.00% 0	0.00% 0	0.00% 0	5.00% 1	20	1.20
Made rude or mean comments to you online.	95.00% 19	0.00% 0	0.00% 0	0.00% 0	5.00% 1	20	1.20
Spread rumors about you online, whether they were based on truth or not.	90.00% 18	0.00% 0	0.00% 0	5.00% 1	5.00% 1	20	1.35

Q35 Where did this happen?

Answered: 3    Skipped: 20



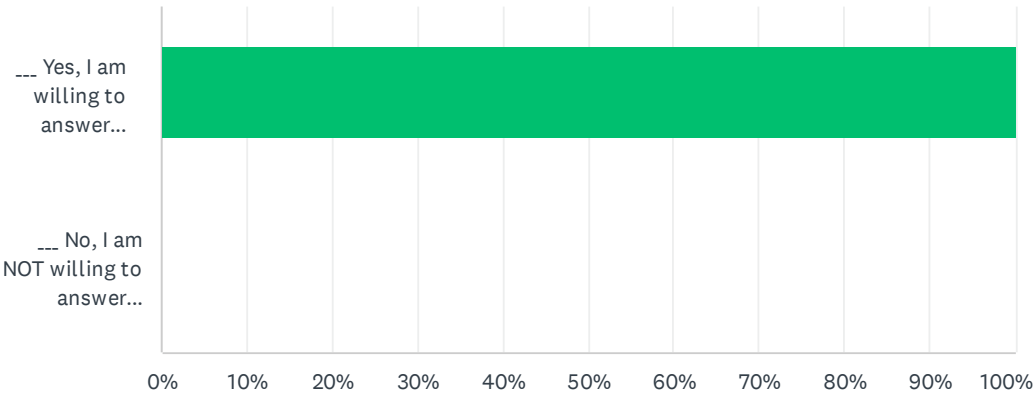
# Task Force on Campus Sexual Misconduct Climate Surveys Base Survey Recommendations

ANSWER CHOICES		RESPONSES	
___	On campus, in an academic building (classroom, library, etc.)	0.00%	0
___	On campus, in a nonacademic, nonresidential building or some other location (examples include athletic arenas, theatre and arts centers)	0.00%	0
___	On campus, in a dormitory or other campus housing (not a fraternity or sorority house)	0.00%	0
___	In a fraternity or sorority house	0.00%	0
___	Study abroad, study away, or other off-campus study program	0.00%	0
___	Off-campus internship	0.00%	0
___	Off campus, at an apartment, restaurant, bar, or another location	100.00%	3
___	Electronically	0.00%	0
___	Prefer not to respond	0.00%	0
	Other (please specify)	0.00%	0
TOTAL			3

#	OTHER (PLEASE SPECIFY)	DATE
	There are no responses.	

Q36 You indicated that you experienced at least one situation in which someone caused you harm. Now think about which ONE SITUATION had the greatest effect on you. Are you willing to answer some additional questions about this situation, or would you like to skip to the next section of the survey?

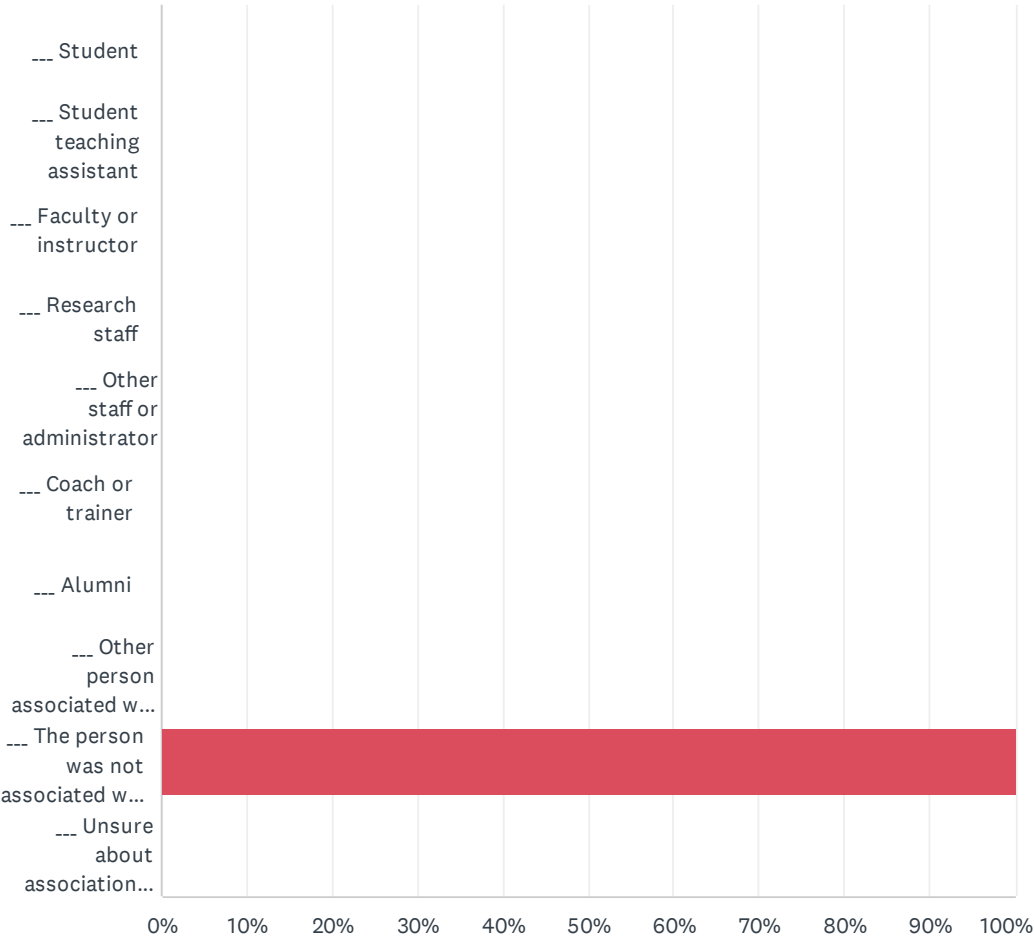
Answered: 3    Skipped: 20



ANSWER CHOICES	RESPONSES	
___ Yes, I am willing to answer additional questions about this situation.	100.00%	3
___ No, I am NOT willing to answer additional questions about this situation.	0.00%	0
TOTAL		3

Q37 How was the individual(s) who did the unwanted behavior associated with BRCN? (Select all that apply)

Answered: 3    Skipped: 20

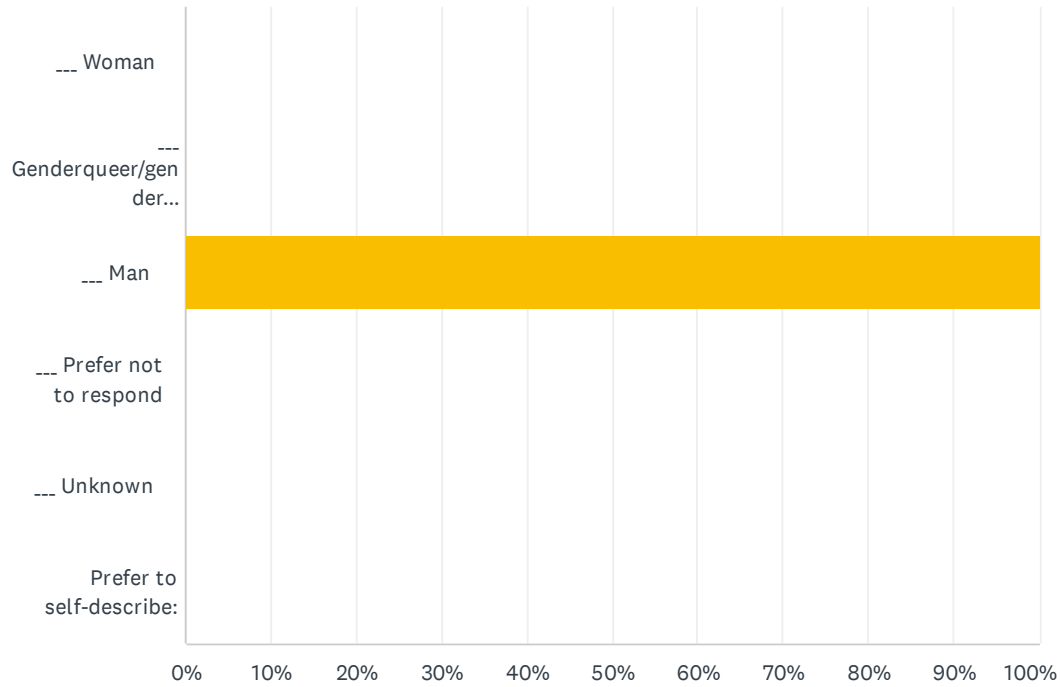


# Task Force on Campus Sexual Misconduct Climate Surveys Base Survey Recommendations

ANSWER CHOICES	RESPONSES	
___ Student	0.00%	0
___ Student teaching assistant	0.00%	0
___ Faculty or instructor	0.00%	0
___ Research staff	0.00%	0
___ Other staff or administrator	0.00%	0
___ Coach or trainer	0.00%	0
___ Alumni	0.00%	0
___ Other person associated with BRCN (e.g., internship, study abroad)	0.00%	0
___ The person was not associated with BRCN	100.00%	3
___ Unsure about association with BRCN	0.00%	0
Total Respondents: 3		

## Q38 Please describe the gender(s) of the individual(s) who committed the unwanted behavior. (Select all that apply)

Answered: 3    Skipped: 20

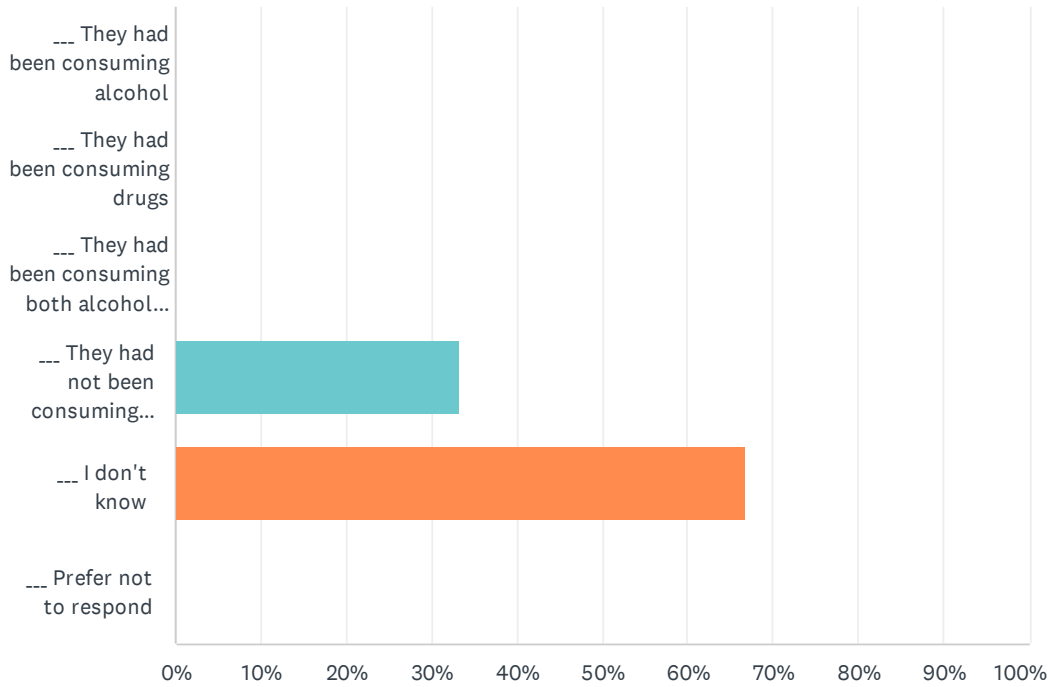


ANSWER CHOICES	RESPONSES	
___ Woman	0.00%	0
___ Genderqueer/gender non-conforming/non-binary	0.00%	0
___ Man	100.00%	3
___ Prefer not to respond	0.00%	0
___ Unknown	0.00%	0
Prefer to self-describe:	0.00%	0
Total Respondents: 3		

#	PREFER TO SELF-DESCRIBE:	DATE
There are no responses.		

## Q39 Had the other person been consuming alcohol or drugs just prior to the incident?

Answered: 3   Skipped: 20

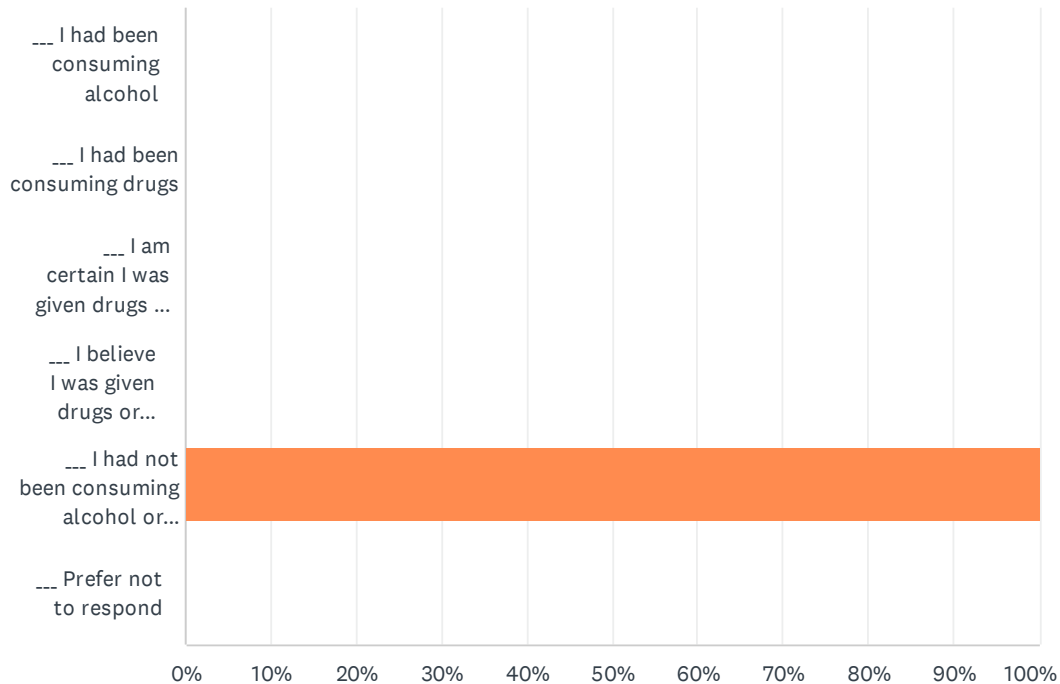


ANSWER CHOICES	RESPONSES	
___ They had been consuming alcohol	0.00%	0
___ They had been consuming drugs	0.00%	0
___ They had been consuming both alcohol and drugs	0.00%	0
___ They had not been consuming either alcohol or drugs	33.33%	1
___ I don't know	66.67%	2
___ Prefer not to respond	0.00%	0
<b>TOTAL</b>		<b>3</b>



## Q40 Keep in mind that your consumption of alcohol or drugs in no way excuses a person who acted against your will; had you been consuming alcohol or drugs just prior to the incident? (Select all that apply)

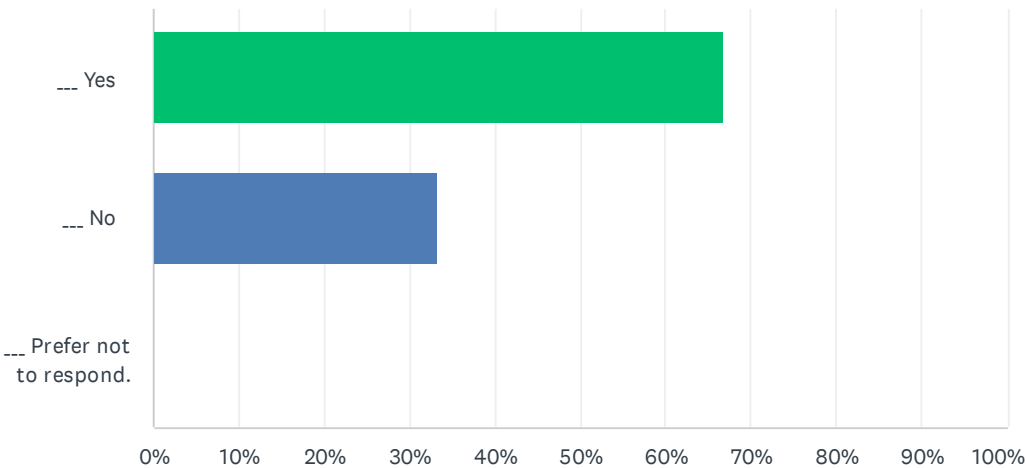
Answered: 3   Skipped: 20



ANSWER CHOICES	RESPONSES	
<input type="checkbox"/> I had been consuming alcohol	0.00%	0
<input type="checkbox"/> I had been consuming drugs	0.00%	0
<input type="checkbox"/> I am certain I was given drugs or alcohol without my knowledge or consent	0.00%	0
<input type="checkbox"/> I believe I was given drugs or alcohol without my knowledge or consent, but I am not certain	0.00%	0
<input type="checkbox"/> I had not been consuming alcohol or drugs	100.00%	3
<input type="checkbox"/> Prefer not to respond	0.00%	0
Total Respondents: 3		

Q41 Did you tell anyone about the incident(s) before this questionnaire?

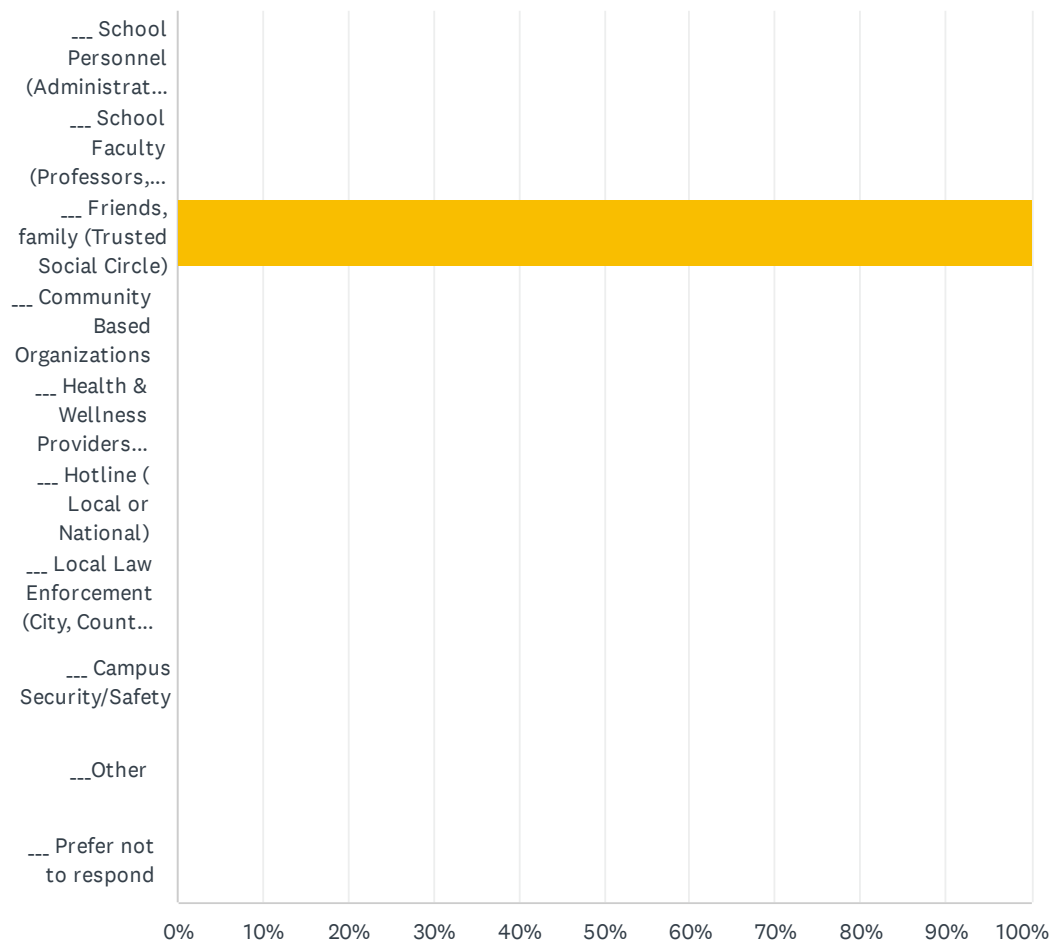
Answered: 3    Skipped: 20



ANSWER CHOICES		RESPONSES	
___ Yes		66.67%	2
___ No		33.33%	1
___ Prefer not to respond.		0.00%	0
TOTAL			3

Q42 Which of the following persons (if any) did you tell? (Select all that apply)

Answered: 2    Skipped: 21

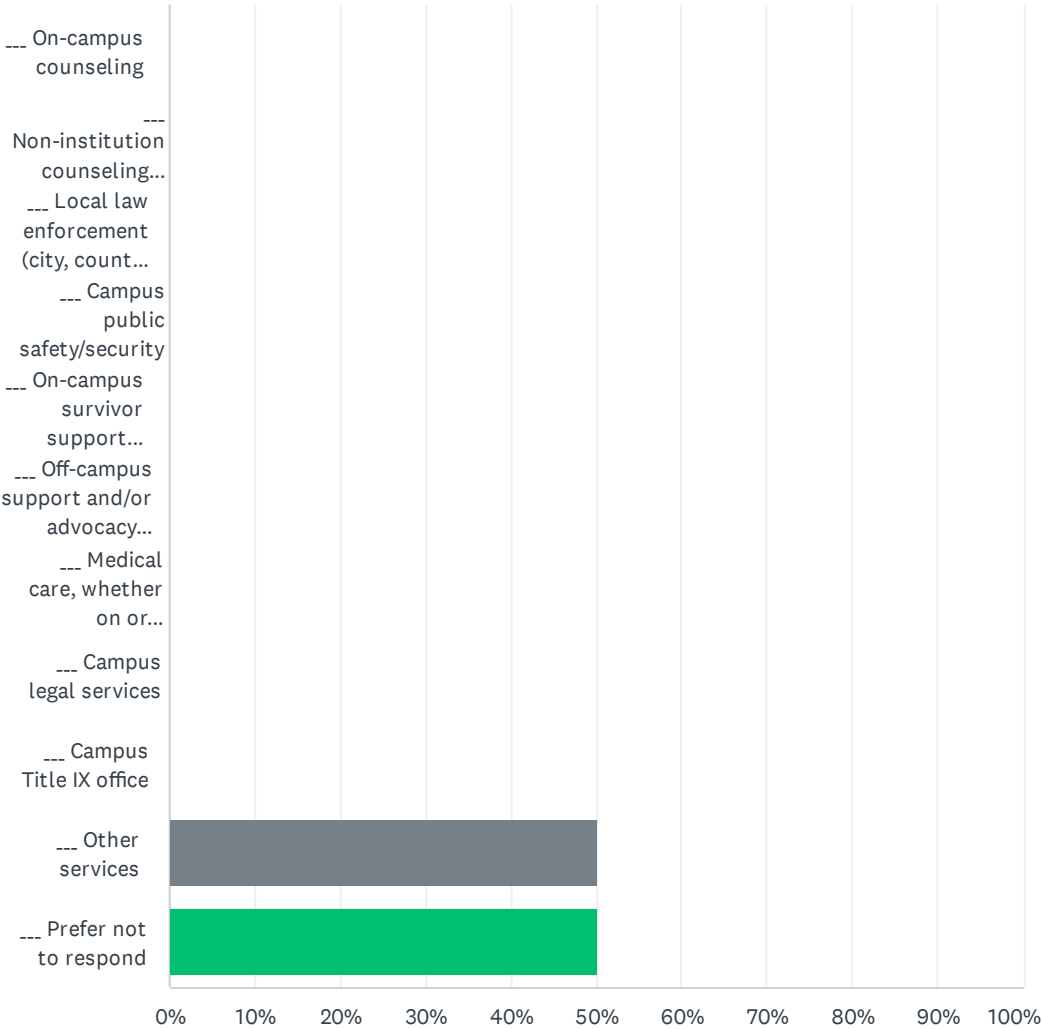


# Task Force on Campus Sexual Misconduct Climate Surveys Base Survey Recommendations

ANSWER CHOICES	RESPONSES	
___ School Personnel (Administration, Resident Assistants, etc.)	0.00%	0
___ School Faculty (Professors, Coaches, etc.)	0.00%	0
___ Friends, family (Trusted Social Circle)	100.00%	2
___ Community Based Organizations	0.00%	0
___ Health & Wellness Providers (Physician, Counselor, Therapist, etc. )	0.00%	0
___ Hotline ( Local or National)	0.00%	0
___ Local Law Enforcement (City, County, or State Police)	0.00%	0
___ Campus Security/Safety	0.00%	0
___ Other	0.00%	0
___ Prefer not to respond	0.00%	0
Total Respondents: 2		

Q43 When you disclosed this experience, did you receive information on or were you referred to any of the following resources/support services (Select all that apply)

Answered: 2    Skipped: 21

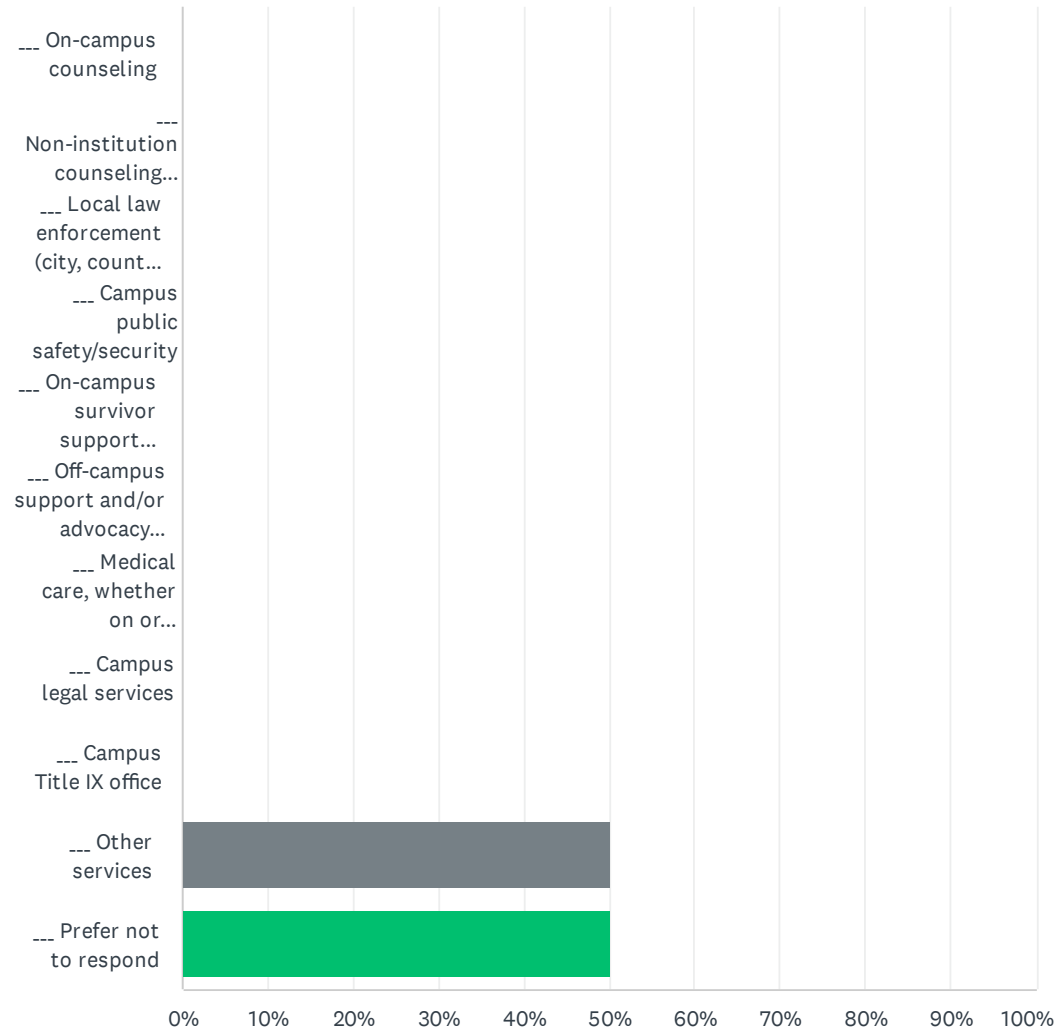


# Task Force on Campus Sexual Misconduct Climate Surveys Base Survey Recommendations

ANSWER CHOICES	RESPONSES	
<input type="checkbox"/> On-campus counseling	0.00%	0
<input type="checkbox"/> Non-institution counseling support	0.00%	0
<input type="checkbox"/> Local law enforcement (city, county, or state police)	0.00%	0
<input type="checkbox"/> Campus public safety/security	0.00%	0
<input type="checkbox"/> On-campus survivor support services and/or advocacy	0.00%	0
<input type="checkbox"/> Off-campus support and/or advocacy services (e.g., rape crisis center)	0.00%	0
<input type="checkbox"/> Medical care, whether on or off-campus	0.00%	0
<input type="checkbox"/> Campus legal services	0.00%	0
<input type="checkbox"/> Campus Title IX office	0.00%	0
<input type="checkbox"/> Other services	50.00%	1
<input type="checkbox"/> Prefer not to respond	50.00%	1
Total Respondents: 2		

Q44 Following when you disclosed this experience, did you choose to use any of these services? (Select all that apply)

Answered: 2    Skipped: 21



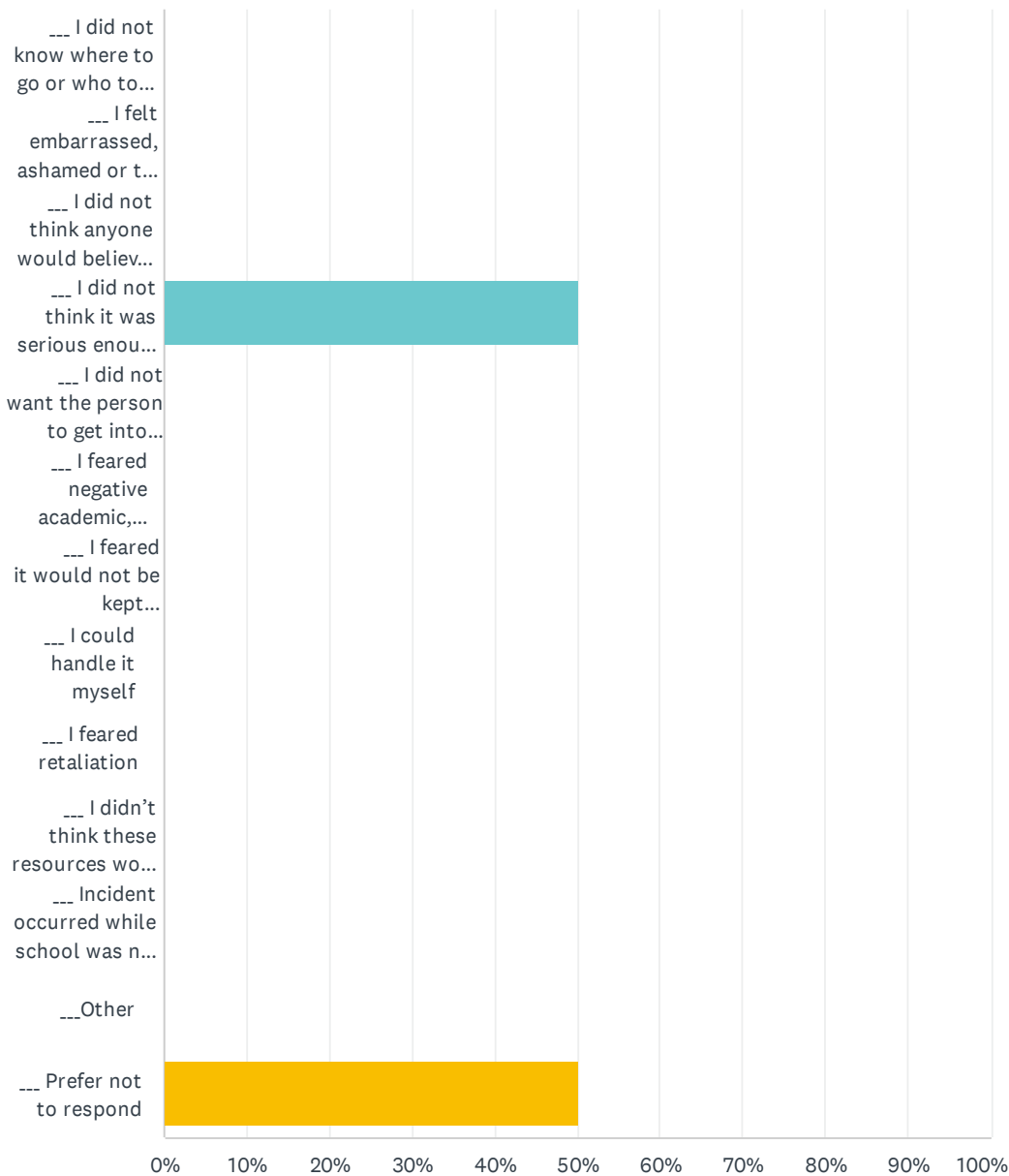
# Task Force on Campus Sexual Misconduct Climate Surveys Base Survey Recommendations

ANSWER CHOICES	RESPONSES	
___ On-campus counseling	0.00%	0
___ Non-institution counseling support	0.00%	0
___ Local law enforcement (city, county, or state police)	0.00%	0
___ Campus public safety/security	0.00%	0
___ On-campus survivor support services and/or advocacy	0.00%	0
___ Off-campus support and/or advocacy services (e.g., rape crisis center)	0.00%	0
___ Medical care, whether on or off-campus	0.00%	0
___ Campus legal services	0.00%	0
___ Campus Title IX office	0.00%	0
___ Other services	50.00%	1
___ Prefer not to respond	50.00%	1
Total Respondents: 2		



Q45 Many people choose not to tell anyone about experiences of sexual misconduct. This is a very normal response. What led you to choose not to tell anyone about your experience? (Select all that apply)

Answered: 2    Skipped: 21

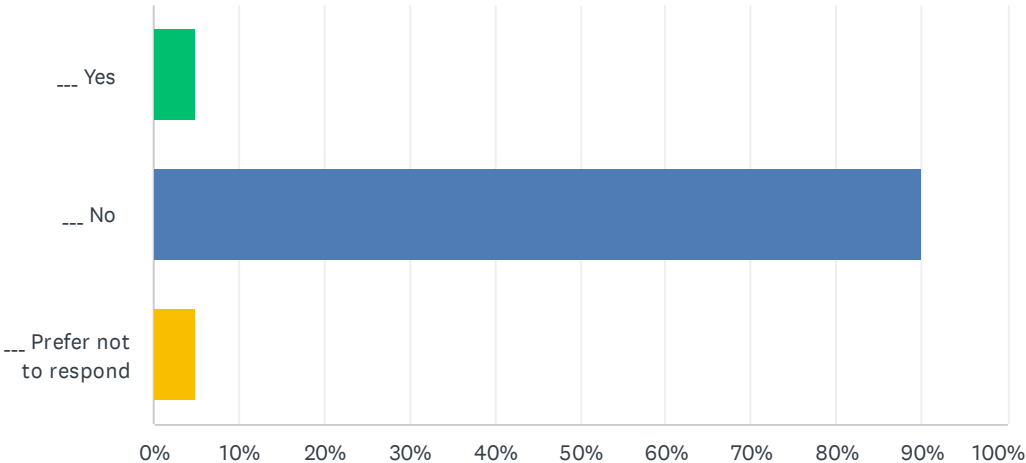


# Task Force on Campus Sexual Misconduct Climate Surveys Base Survey Recommendations

ANSWER CHOICES	RESPONSES	
<input type="checkbox"/> I did not know where to go or who to tell	0.00%	0
<input type="checkbox"/> I felt embarrassed, ashamed or that it would be too emotionally difficult	0.00%	0
<input type="checkbox"/> I did not think anyone would believe me	0.00%	0
<input type="checkbox"/> I did not think it was serious enough to contact any of these programs or resources	50.00%	1
<input type="checkbox"/> I did not want the person to get into trouble	0.00%	0
<input type="checkbox"/> I feared negative academic, social, or professional consequences	0.00%	0
<input type="checkbox"/> I feared it would not be kept confidential	0.00%	0
<input type="checkbox"/> I could handle it myself	0.00%	0
<input type="checkbox"/> I feared retaliation	0.00%	0
<input type="checkbox"/> I didn't think these resources would give me the help I needed	0.00%	0
<input type="checkbox"/> Incident occurred while school was not in session	0.00%	0
<input type="checkbox"/> Other	0.00%	0
<input type="checkbox"/> Prefer not to respond	50.00%	1
Total Respondents: 2		

Q46 While you have been at BRCN in the last 12 months, has a partner controlled or tried to control you? Examples could be when someone:• kept you from going to classes or pursuing your educational goals;• did not allow you to see or talk with friends or family;• made decisions for you such as, where you go or what you wear or eat; and• threatened to “out” you to others.

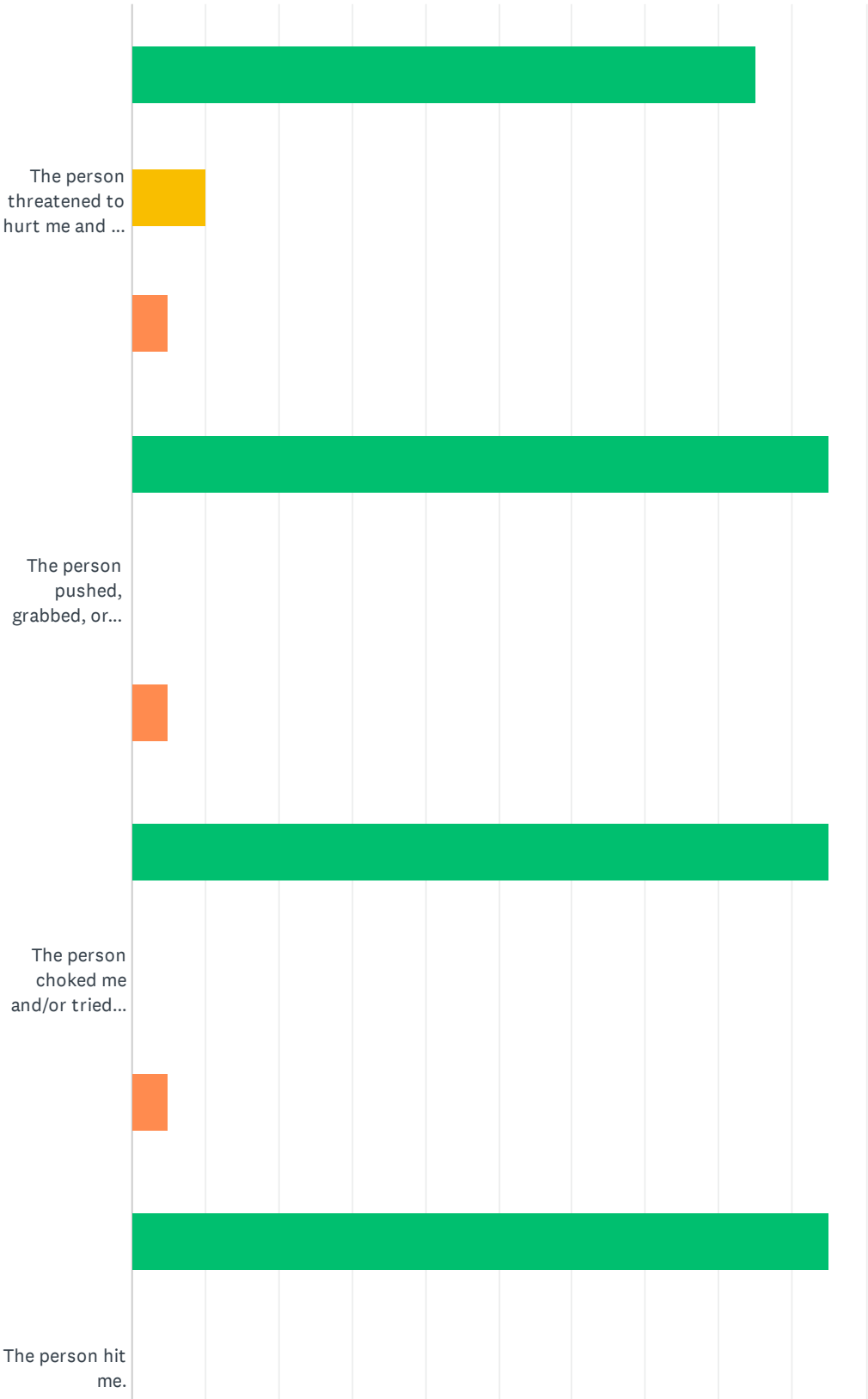
Answered: 20    Skipped: 3

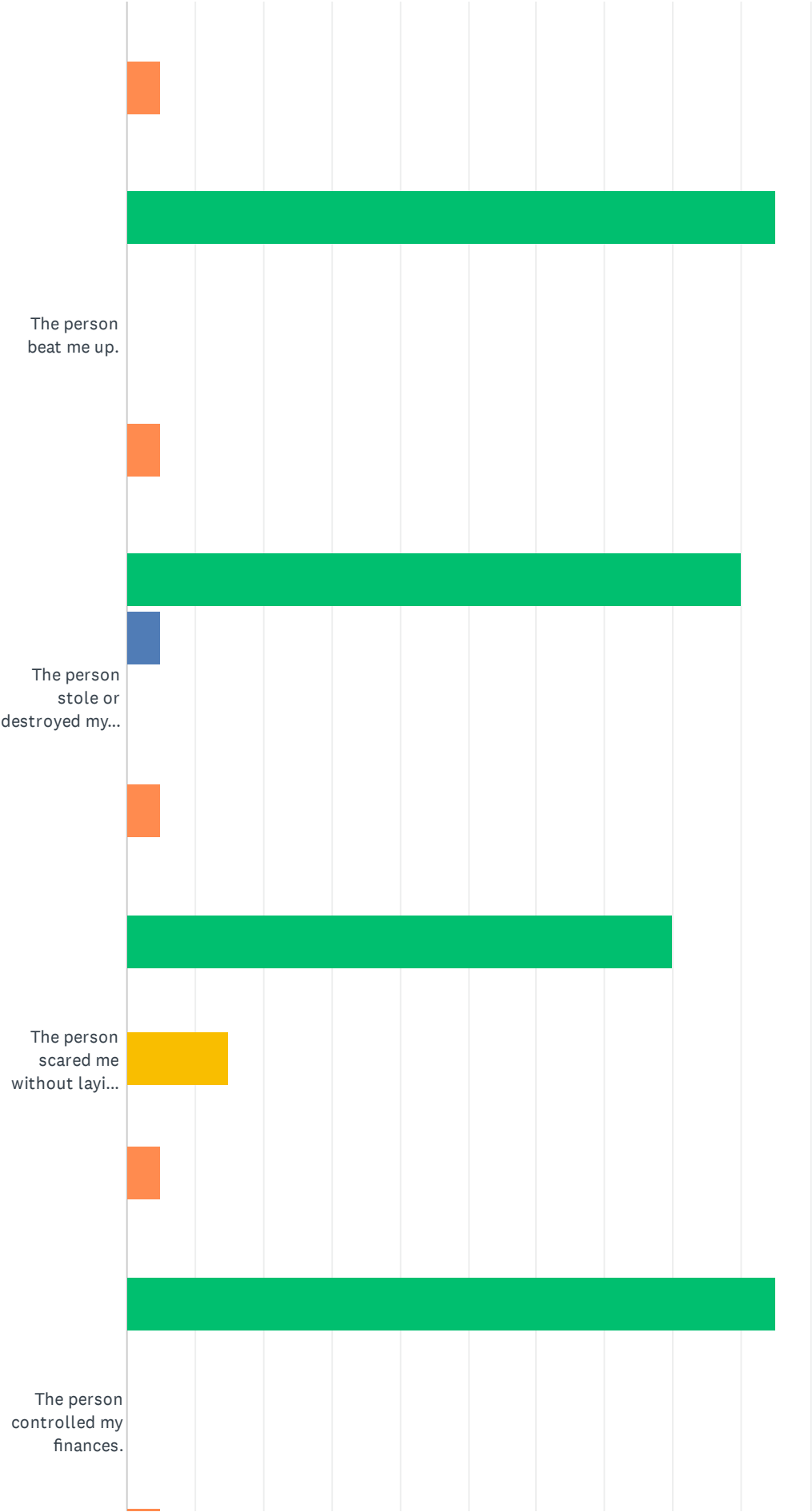


ANSWER CHOICES	RESPONSES	
___ Yes	5.00%	1
___ No	90.00%	18
___ Prefer not to respond	5.00%	1
TOTAL		20

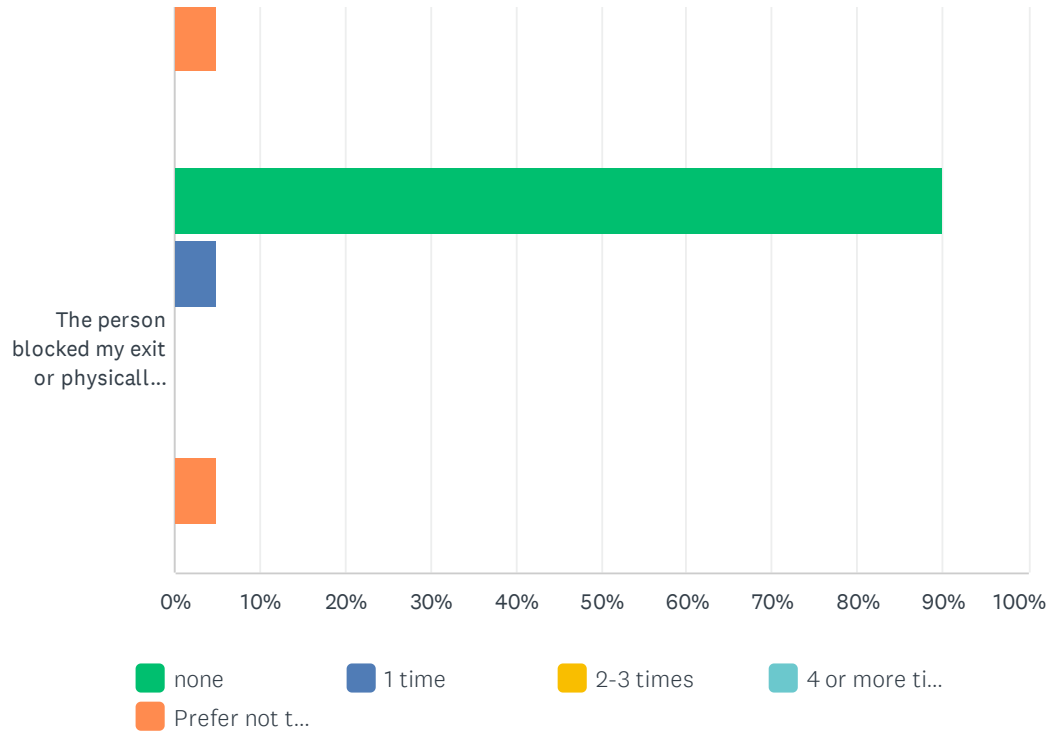
Q47 How many times have one or more people done the following things to you in the last 12 months?

Answered: 20 Skipped: 3





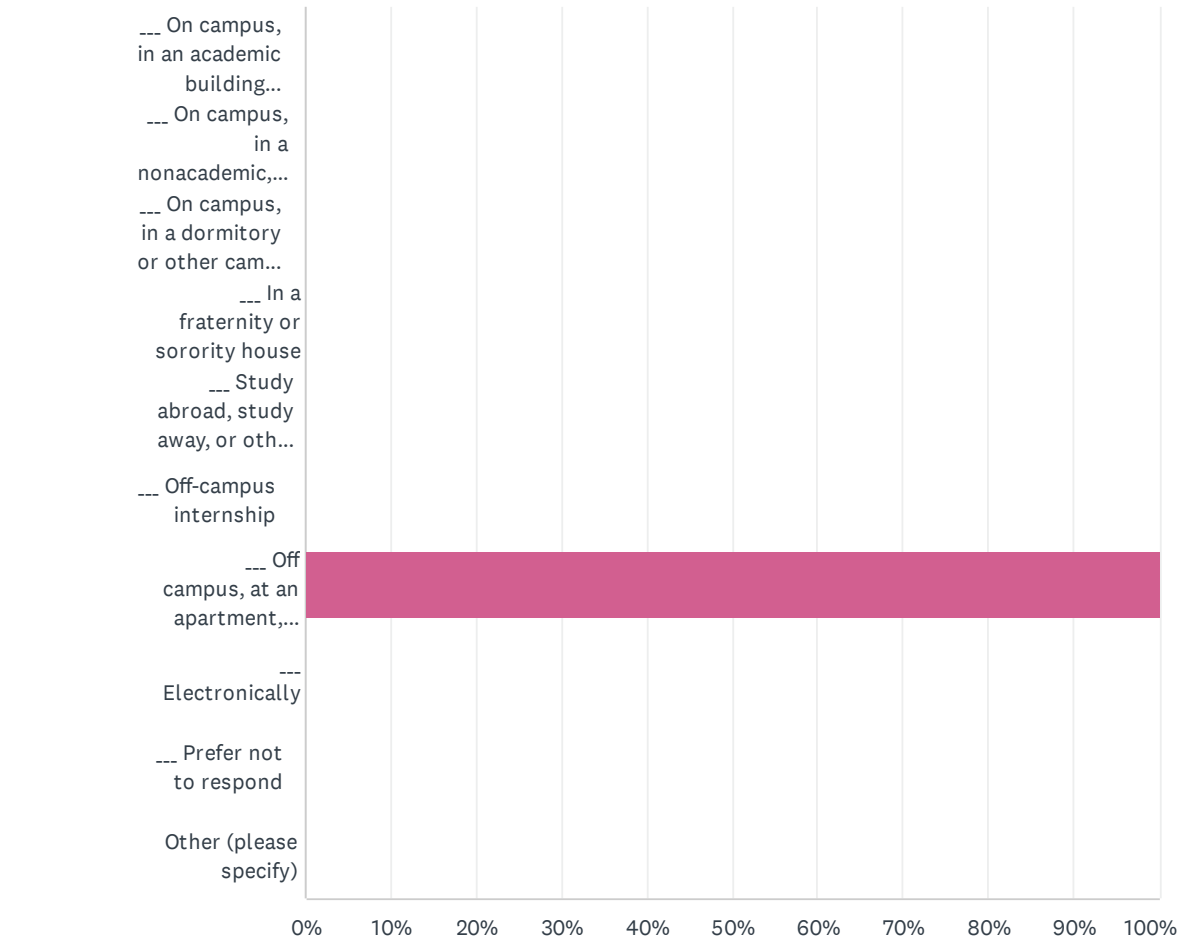
# Task Force on Campus Sexual Misconduct Climate Surveys Base Survey Recommendations



	NONE	1 TIME	2-3 TIMES	4 OR MORE TIMES	PREFER NOT TO RESPOND	TOTAL	WEIGHTED AVERAGE
The person threatened to hurt me and I thought I might really get hurt.	85.00% 17	0.00% 0	10.00% 2	0.00% 0	5.00% 1	20	1.40
The person pushed, grabbed, or shook me.	95.00% 19	0.00% 0	0.00% 0	0.00% 0	5.00% 1	20	1.20
The person choked me and/or tried to stop me from breathing.	95.00% 19	0.00% 0	0.00% 0	0.00% 0	5.00% 1	20	1.20
The person hit me.	95.00% 19	0.00% 0	0.00% 0	0.00% 0	5.00% 1	20	1.20
The person beat me up.	95.00% 19	0.00% 0	0.00% 0	0.00% 0	5.00% 1	20	1.20
The person stole or destroyed my property.	90.00% 18	5.00% 1	0.00% 0	0.00% 0	5.00% 1	20	1.25
The person scared me without laying a hand on me.	80.00% 16	0.00% 0	15.00% 3	0.00% 0	5.00% 1	20	1.50
The person controlled my finances.	95.00% 19	0.00% 0	0.00% 0	0.00% 0	5.00% 1	20	1.20
The person blocked my exit or physically restrained me.	90.00% 18	5.00% 1	0.00% 0	0.00% 0	5.00% 1	20	1.25

# Q48 Where did this happen?

Answered: 3    Skipped: 20



# Task Force on Campus Sexual Misconduct Climate Surveys Base Survey Recommendations

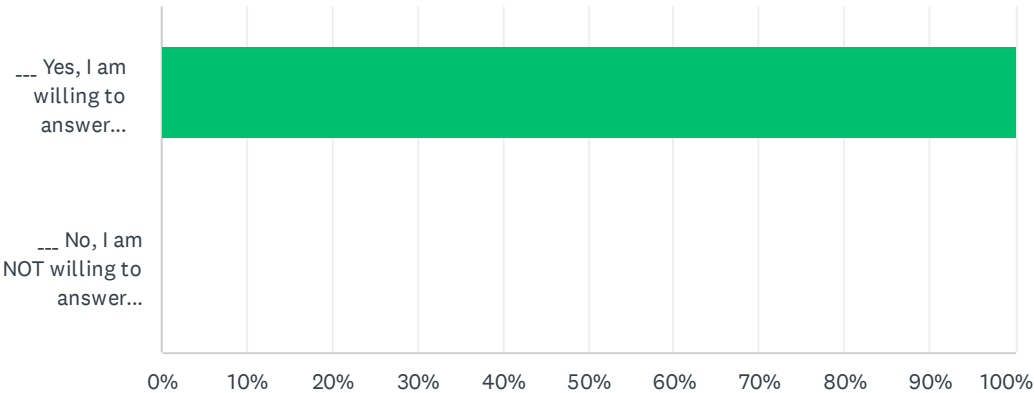
ANSWER CHOICES		RESPONSES	
___	On campus, in an academic building (classroom, library, etc.)	0.00%	0
___	On campus, in a nonacademic, nonresidential building or some other location (examples include athletic arenas, theatre and arts centers)	0.00%	0
___	On campus, in a dormitory or other campus housing (not a fraternity or sorority house)	0.00%	0
___	In a fraternity or sorority house	0.00%	0
___	Study abroad, study away, or other off-campus study program	0.00%	0
___	Off-campus internship	0.00%	0
___	Off campus, at an apartment, restaurant, bar, or another location	100.00%	3
___	Electronically	0.00%	0
___	Prefer not to respond	0.00%	0
	Other (please specify)	0.00%	0
TOTAL			3

#	OTHER (PLEASE SPECIFY)	DATE
	There are no responses.	



Q49 You indicated that you experienced at least one situation in which someone caused you harm. Now think about which ONE SITUATION had the greatest effect on you and answer the following questions. Are you willing to answer some additional questions about this situation, or would you like to skip to the next section of the survey?

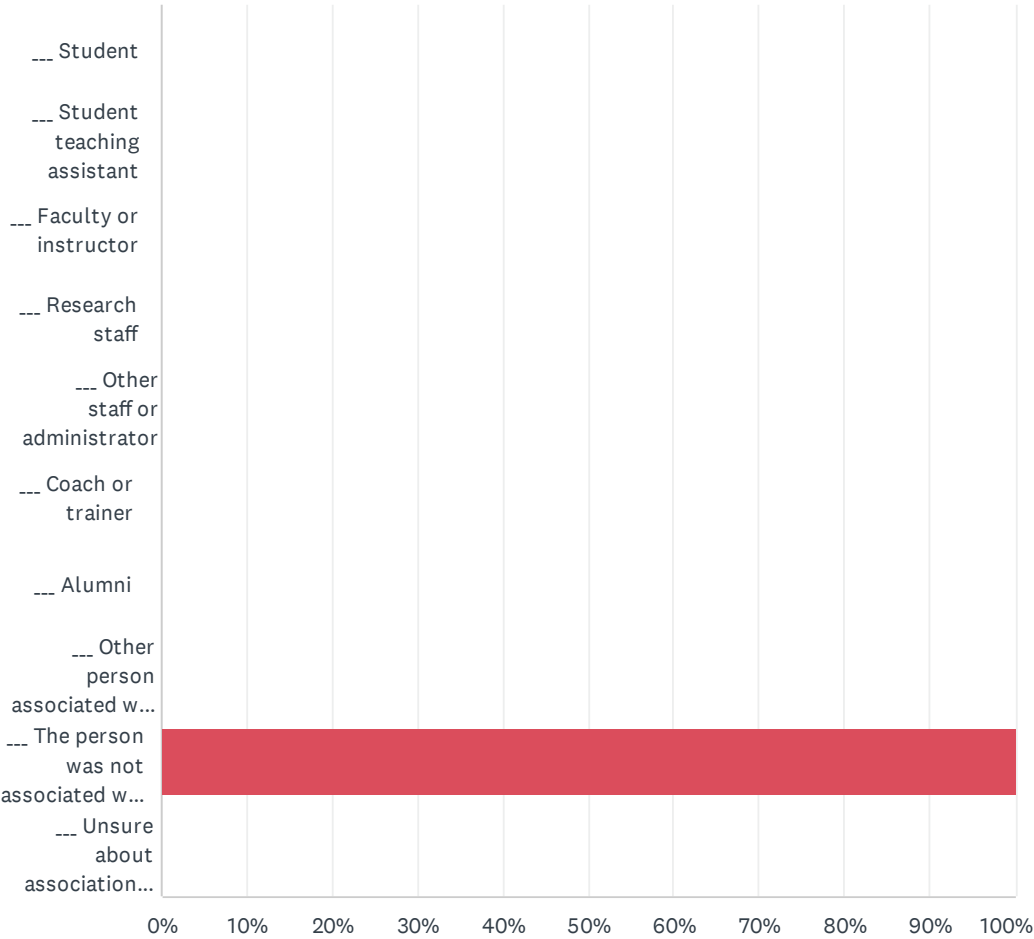
Answered: 3    Skipped: 20



ANSWER CHOICES	RESPONSES	
___ Yes, I am willing to answer additional questions about this situation.	100.00%	3
___ No, I am NOT willing to answer additional questions about this situation.	0.00%	0
TOTAL		3

Q50 How was the individual(s) who did the unwanted behavior associated with BRCN? (Select all that apply)

Answered: 3    Skipped: 20

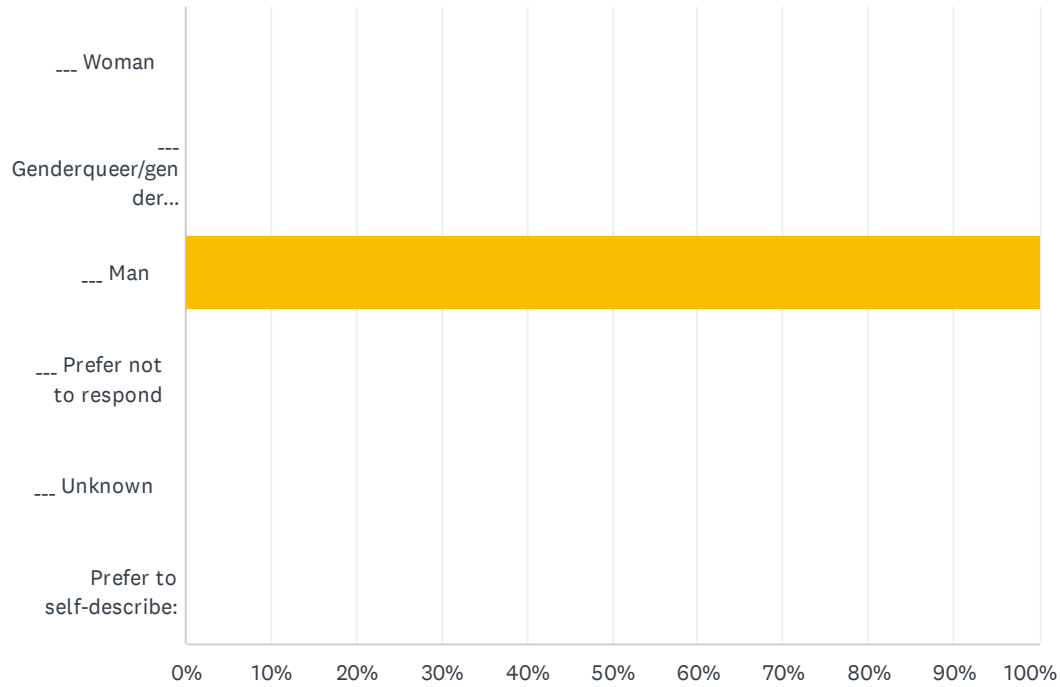


# Task Force on Campus Sexual Misconduct Climate Surveys Base Survey Recommendations

ANSWER CHOICES	RESPONSES	
<input type="checkbox"/> Student	0.00%	0
<input type="checkbox"/> Student teaching assistant	0.00%	0
<input type="checkbox"/> Faculty or instructor	0.00%	0
<input type="checkbox"/> Research staff	0.00%	0
<input type="checkbox"/> Other staff or administrator	0.00%	0
<input type="checkbox"/> Coach or trainer	0.00%	0
<input type="checkbox"/> Alumni	0.00%	0
<input type="checkbox"/> Other person associated with BRCN (e.g., internship, study abroad)	0.00%	0
<input type="checkbox"/> The person was not associated with BRCN	100.00%	3
<input type="checkbox"/> Unsure about association with BRCN	0.00%	0
Total Respondents: 3		

## Q51 Please describe the gender(s) of the individual(s) who committed the unwanted behavior. (Select all that apply)

Answered: 3    Skipped: 20

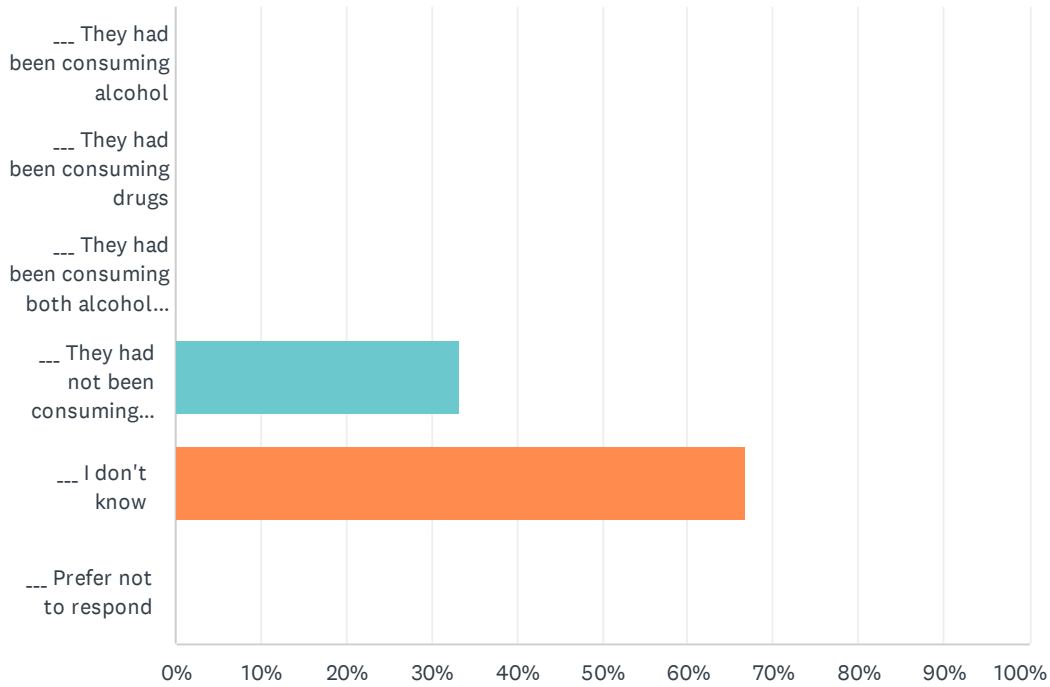


ANSWER CHOICES	RESPONSES	
___ Woman	0.00%	0
___ Genderqueer/gender non-conforming/non-binary	0.00%	0
___ Man	100.00%	3
___ Prefer not to respond	0.00%	0
___ Unknown	0.00%	0
Prefer to self-describe:	0.00%	0
Total Respondents: 3		

#	PREFER TO SELF-DESCRIBE:	DATE
There are no responses.		

## Q52 Had the other person been consuming alcohol or drugs just prior to the incident?

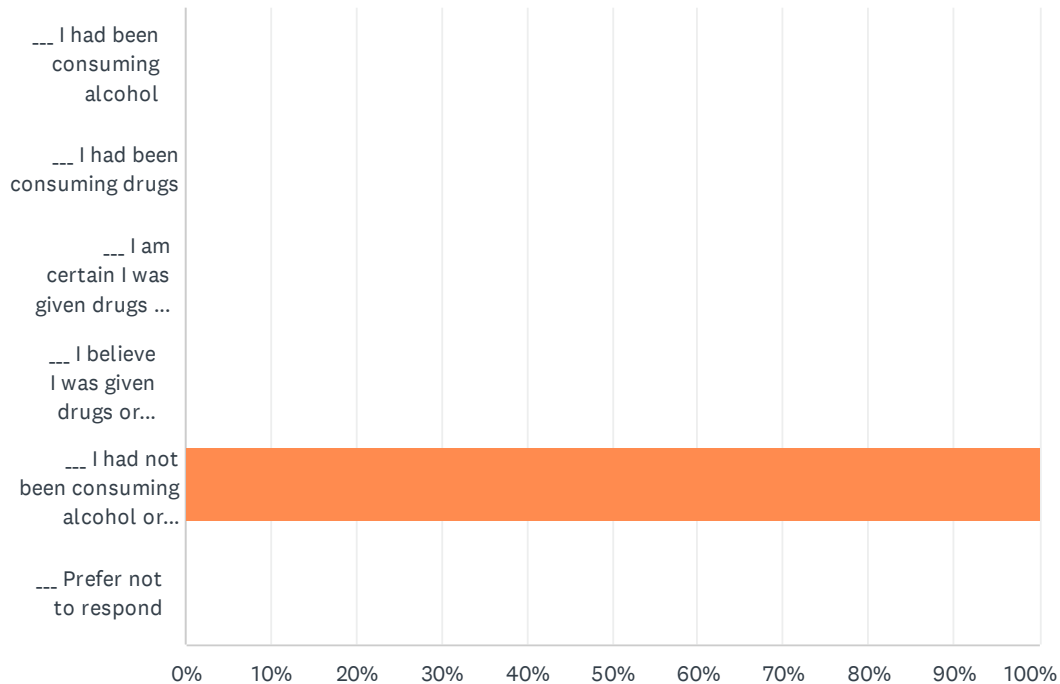
Answered: 3   Skipped: 20



ANSWER CHOICES	RESPONSES	
___ They had been consuming alcohol	0.00%	0
___ They had been consuming drugs	0.00%	0
___ They had been consuming both alcohol and drugs	0.00%	0
___ They had not been consuming either alcohol or drugs	33.33%	1
___ I don't know	66.67%	2
___ Prefer not to respond	0.00%	0
<b>TOTAL</b>		<b>3</b>

### Q53 Keep in mind that your consumption of alcohol or drugs in no way excuses a person who acted against your will; had you been consuming alcohol or drugs just prior to the incident? (Select all that apply)

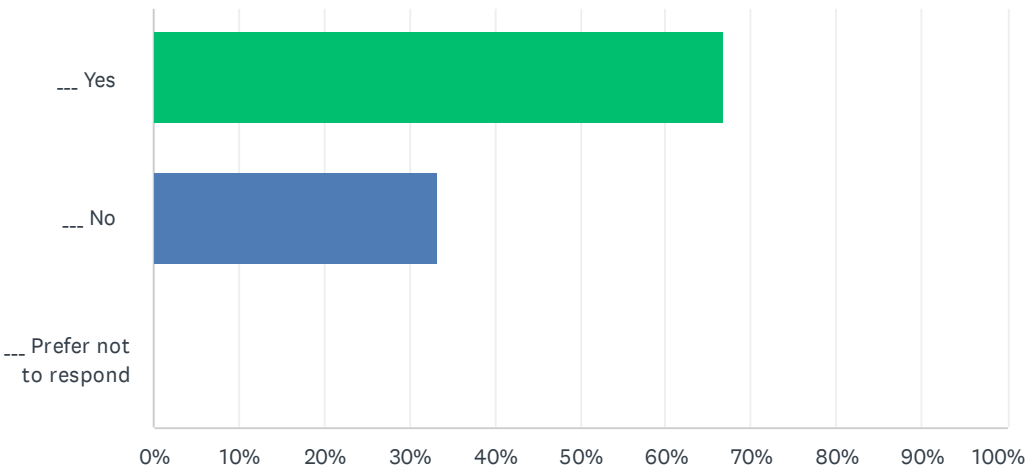
Answered: 3   Skipped: 20



ANSWER CHOICES	RESPONSES	
___ I had been consuming alcohol	0.00%	0
___ I had been consuming drugs	0.00%	0
___ I am certain I was given drugs or alcohol without my knowledge or consent	0.00%	0
___ I believe I was given drugs or alcohol without my knowledge or consent, but I am not certain	0.00%	0
___ I had not been consuming alcohol or drugs	100.00%	3
___ Prefer not to respond	0.00%	0
Total Respondents: 3		

Q54 Did you tell anyone about the incident(s) before this questionnaire?

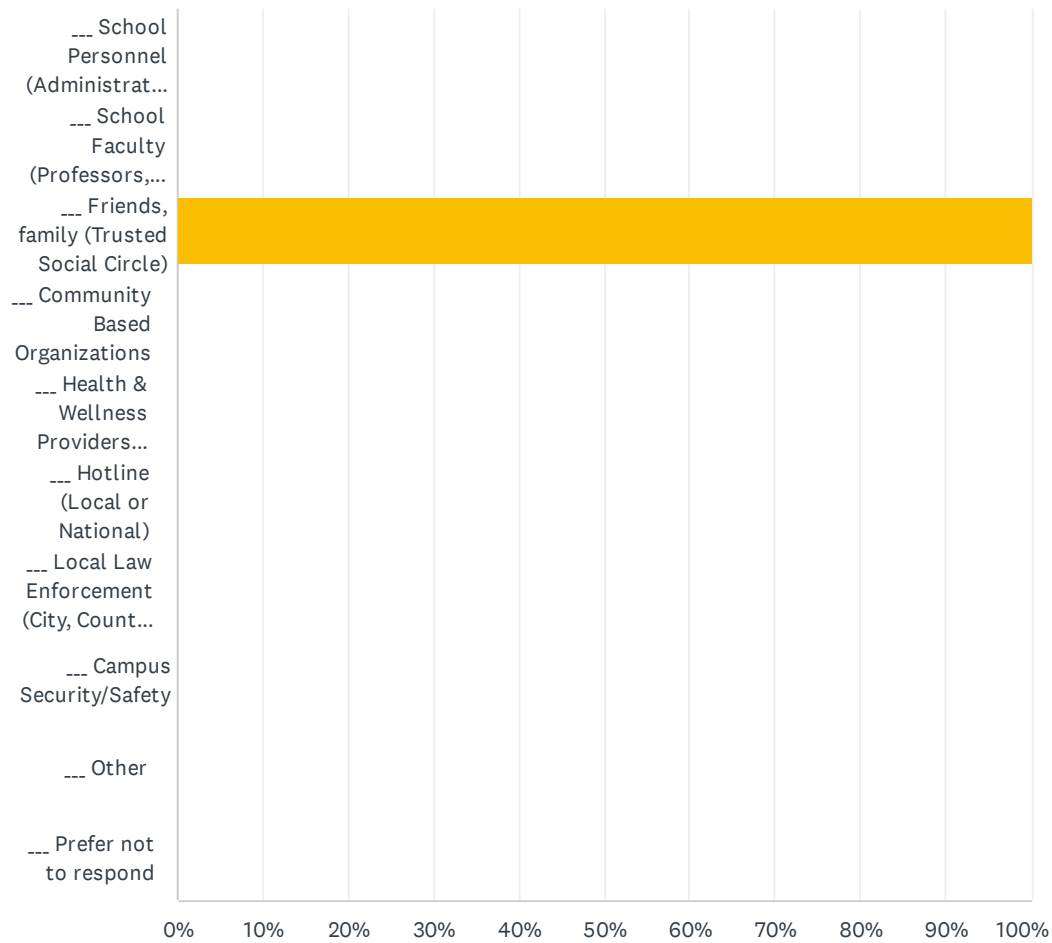
Answered: 3    Skipped: 20



ANSWER CHOICES		RESPONSES	
___ Yes		66.67%	2
___ No		33.33%	1
___ Prefer not to respond		0.00%	0
TOTAL			3

Q55 Which of the following persons (if any) did you tell? (Select all that apply)

Answered: 2    Skipped: 21



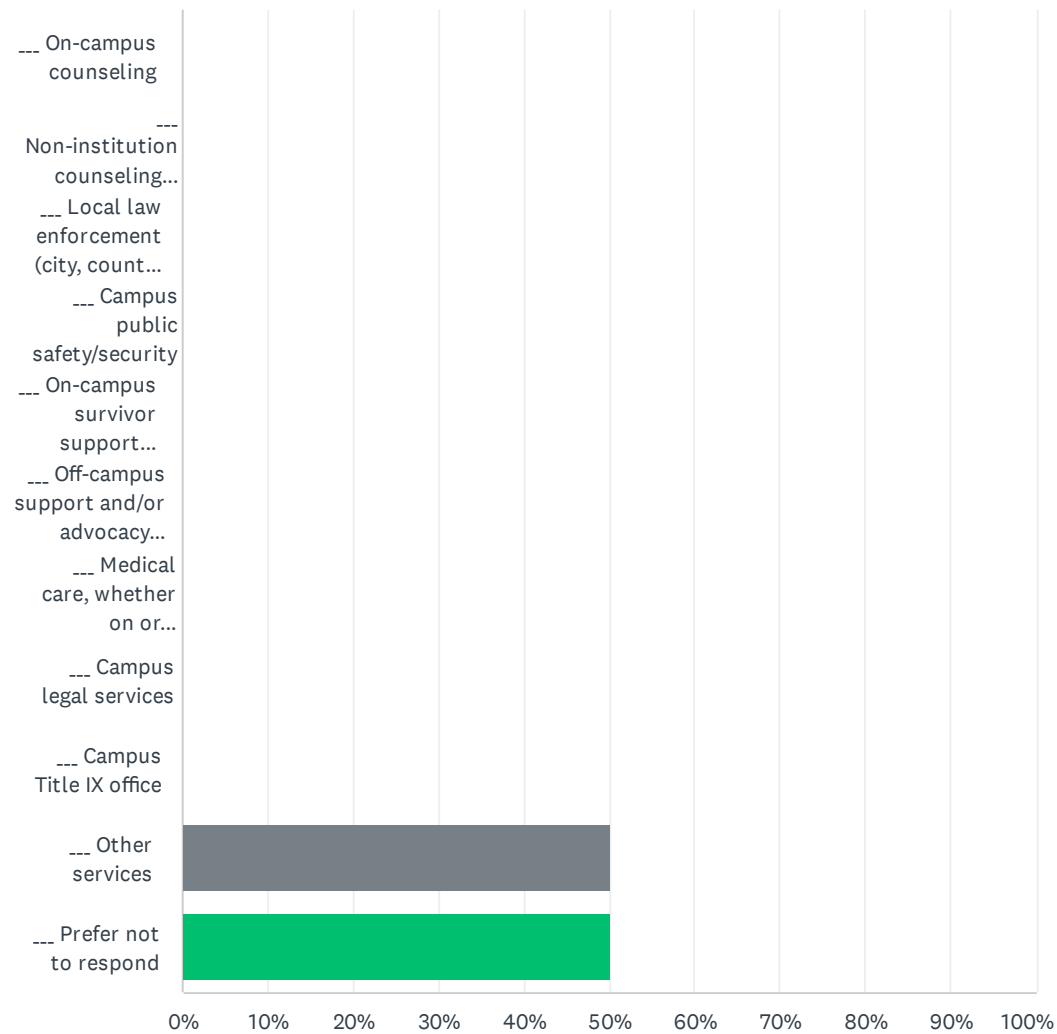


# Task Force on Campus Sexual Misconduct Climate Surveys Base Survey Recommendations

ANSWER CHOICES	RESPONSES	
___ School Personnel (Administration, Resident Assistants, etc.)	0.00%	0
___ School Faculty (Professors, Coaches, etc.)	0.00%	0
___ Friends, family (Trusted Social Circle)	100.00%	2
___ Community Based Organizations	0.00%	0
___ Health & Wellness Providers (Physician, Counselor, Therapist, etc.)	0.00%	0
___ Hotline (Local or National)	0.00%	0
___ Local Law Enforcement (City, County, or State Police)	0.00%	0
___ Campus Security/Safety	0.00%	0
___ Other	0.00%	0
___ Prefer not to respond	0.00%	0
Total Respondents: 2		

Q56 When you disclosed this experience, did you receive information on or were you referred to any of the following resources/support services?  
(Select all that apply)

Answered: 2    Skipped: 21

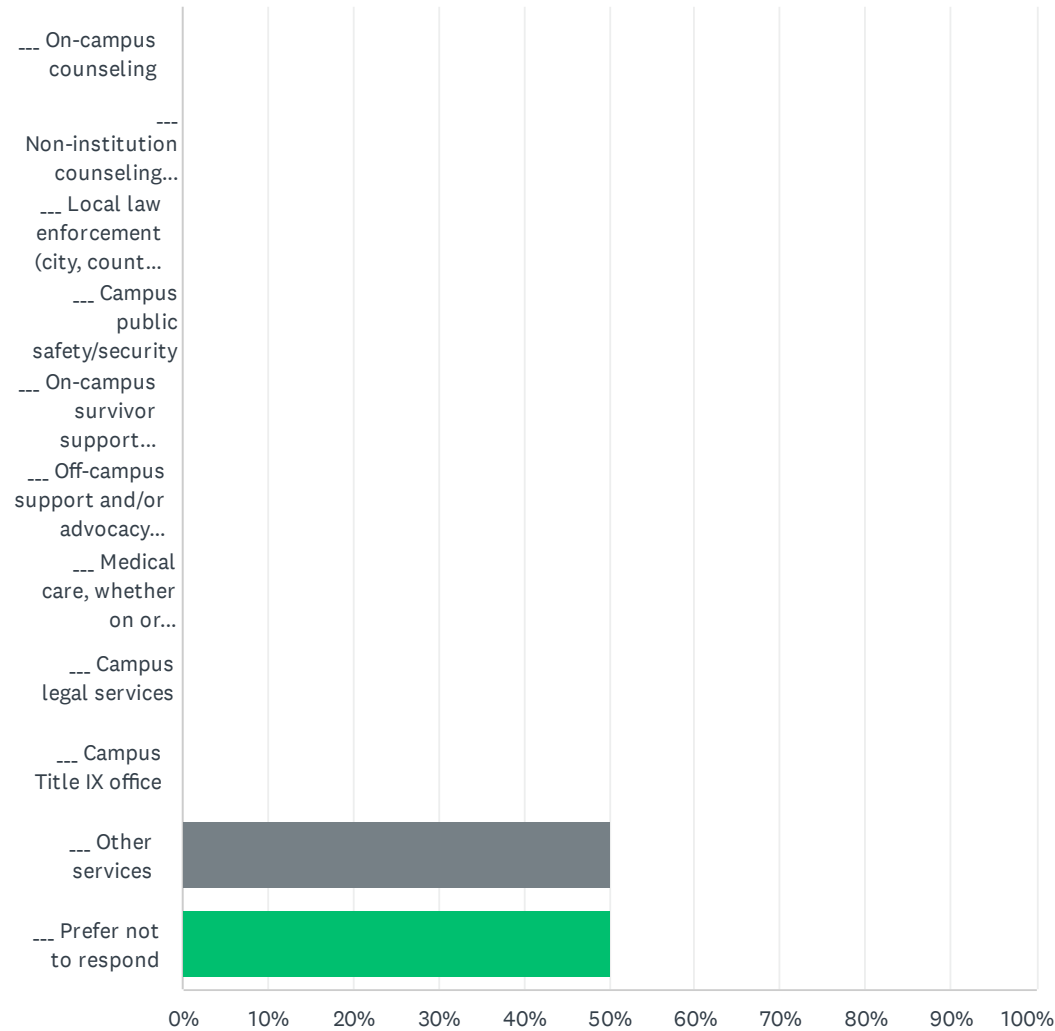


# Task Force on Campus Sexual Misconduct Climate Surveys Base Survey Recommendations

ANSWER CHOICES	RESPONSES	
___ On-campus counseling	0.00%	0
___ Non-institution counseling support	0.00%	0
___ Local law enforcement (city, county, or state police)	0.00%	0
___ Campus public safety/security	0.00%	0
___ On-campus survivor support services and/or advocacy	0.00%	0
___ Off-campus support and/or advocacy services (e.g., rape crisis center)	0.00%	0
___ Medical care, whether on or off-campus	0.00%	0
___ Campus legal services	0.00%	0
___ Campus Title IX office	0.00%	0
___ Other services	50.00%	1
___ Prefer not to respond	50.00%	1
Total Respondents: 2		

Q57 Following when you disclosed this experience, did you choose to use any of these services? (Select all that apply)

Answered: 2    Skipped: 21

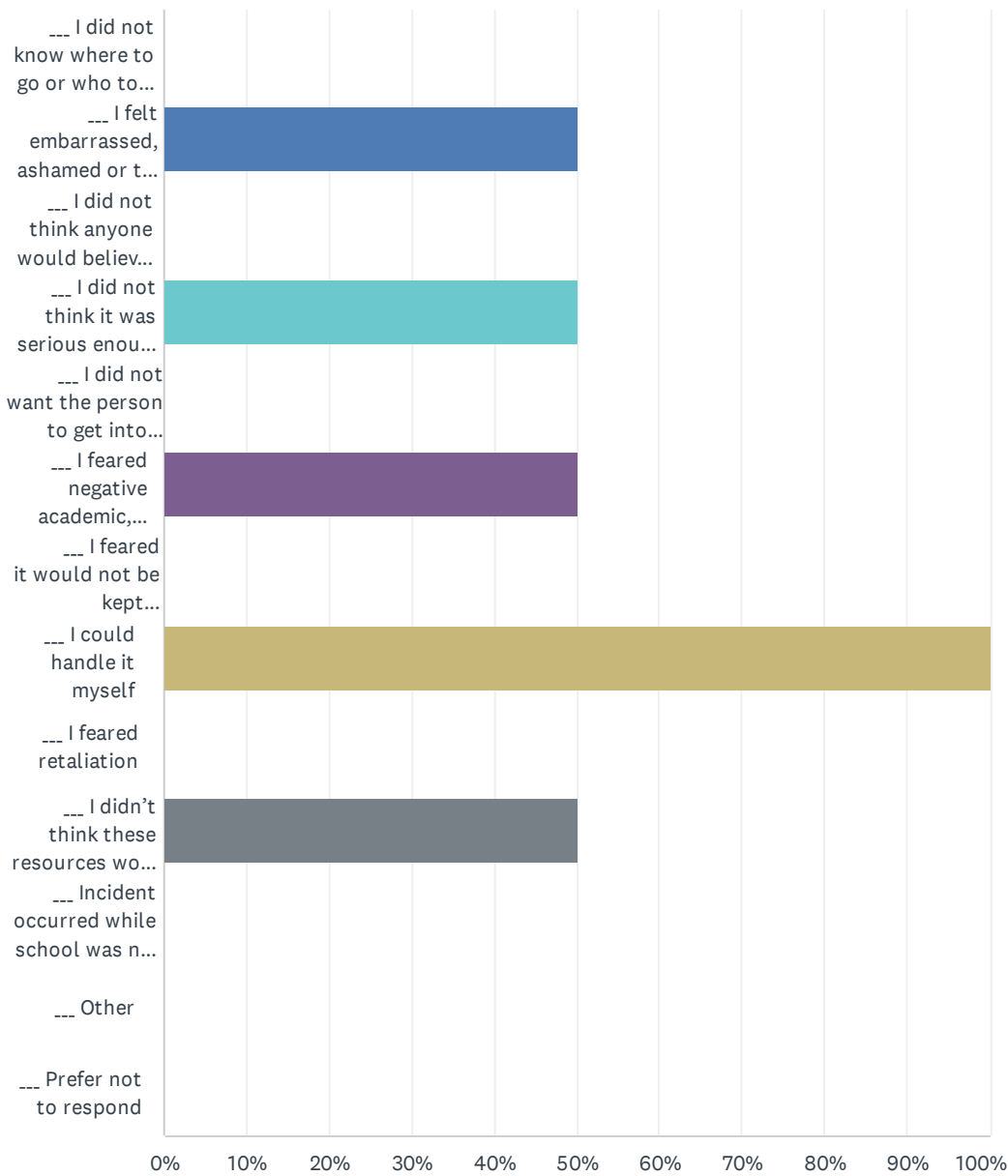


# Task Force on Campus Sexual Misconduct Climate Surveys Base Survey Recommendations

ANSWER CHOICES	RESPONSES	
<input type="checkbox"/> On-campus counseling	0.00%	0
<input type="checkbox"/> Non-institution counseling support	0.00%	0
<input type="checkbox"/> Local law enforcement (city, county, or state police)	0.00%	0
<input type="checkbox"/> Campus public safety/security	0.00%	0
<input type="checkbox"/> On-campus survivor support services and/or advocacy	0.00%	0
<input type="checkbox"/> Off-campus support and/or advocacy services (e.g., rape crisis center)	0.00%	0
<input type="checkbox"/> Medical care, whether on or off-campus	0.00%	0
<input type="checkbox"/> Campus legal services	0.00%	0
<input type="checkbox"/> Campus Title IX office	0.00%	0
<input type="checkbox"/> Other services	50.00%	1
<input type="checkbox"/> Prefer not to respond	50.00%	1
Total Respondents: 2		

Q58 Many people choose not to tell anyone about experiences of sexual misconduct. This is a very normal response. What led you to choose not to tell anyone about your experience? (Select all that apply)

Answered: 2    Skipped: 21

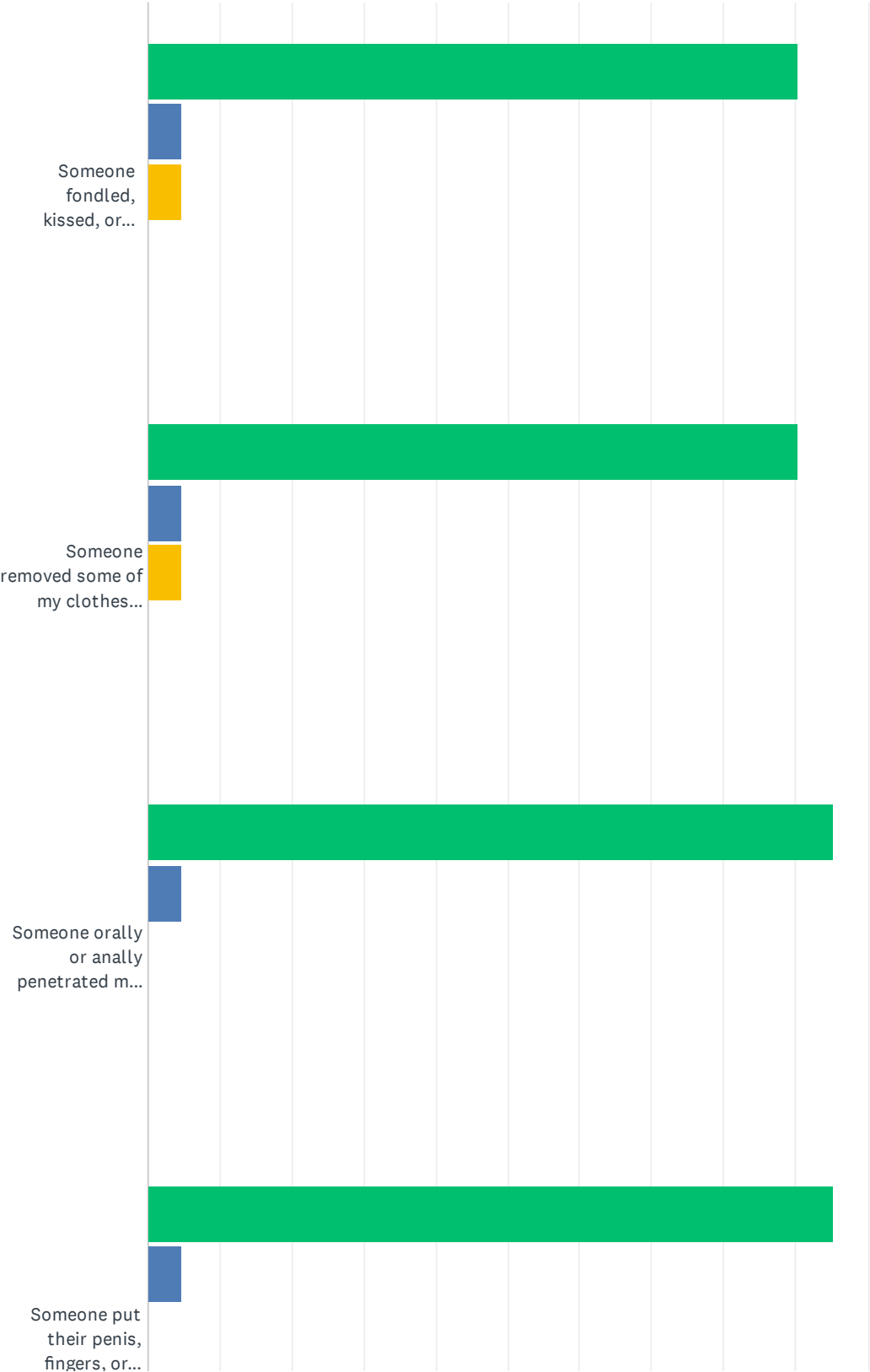


# Task Force on Campus Sexual Misconduct Climate Surveys Base Survey Recommendations

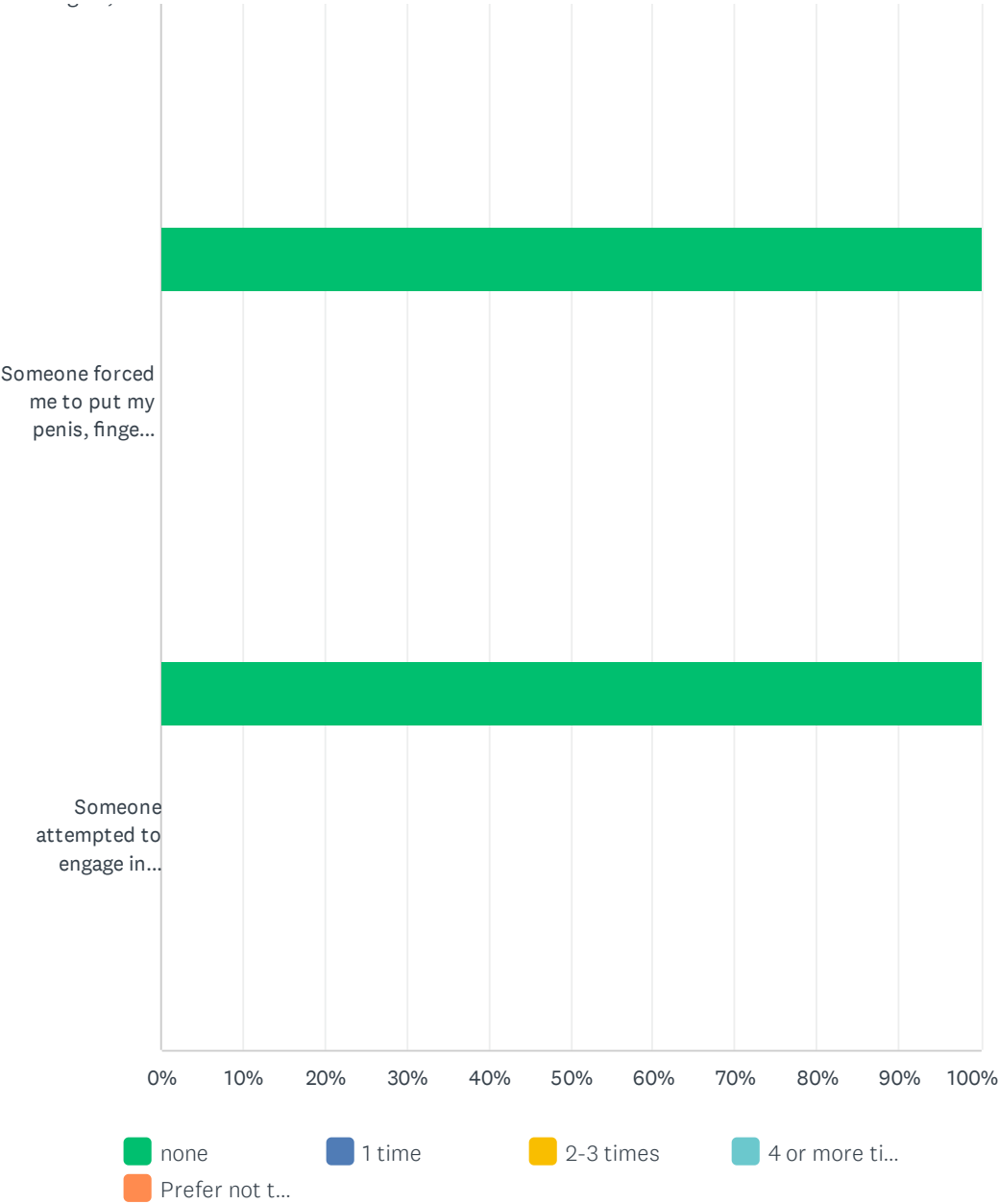
ANSWER CHOICES	RESPONSES	
<input type="checkbox"/> I did not know where to go or who to tell	0.00%	0
<input type="checkbox"/> I felt embarrassed, ashamed or that it would be too emotionally difficult	50.00%	1
<input type="checkbox"/> I did not think anyone would believe me	0.00%	0
<input type="checkbox"/> I did not think it was serious enough to contact any of these programs or resources	50.00%	1
<input type="checkbox"/> I did not want the person to get into trouble	0.00%	0
<input type="checkbox"/> I feared negative academic, social or professional consequences	50.00%	1
<input type="checkbox"/> I feared it would not be kept confidential	0.00%	0
<input type="checkbox"/> I could handle it myself	100.00%	2
<input type="checkbox"/> I feared retaliation	0.00%	0
<input type="checkbox"/> I didn't think these resources would give me the help I needed	50.00%	1
<input type="checkbox"/> Incident occurred while school was not in session	0.00%	0
<input type="checkbox"/> Other	0.00%	0
<input type="checkbox"/> Prefer not to respond	0.00%	0
Total Respondents: 2		

Q59 How many times have one or more people done the following things to you in the last 12 months?

Answered: 21 Skipped: 2





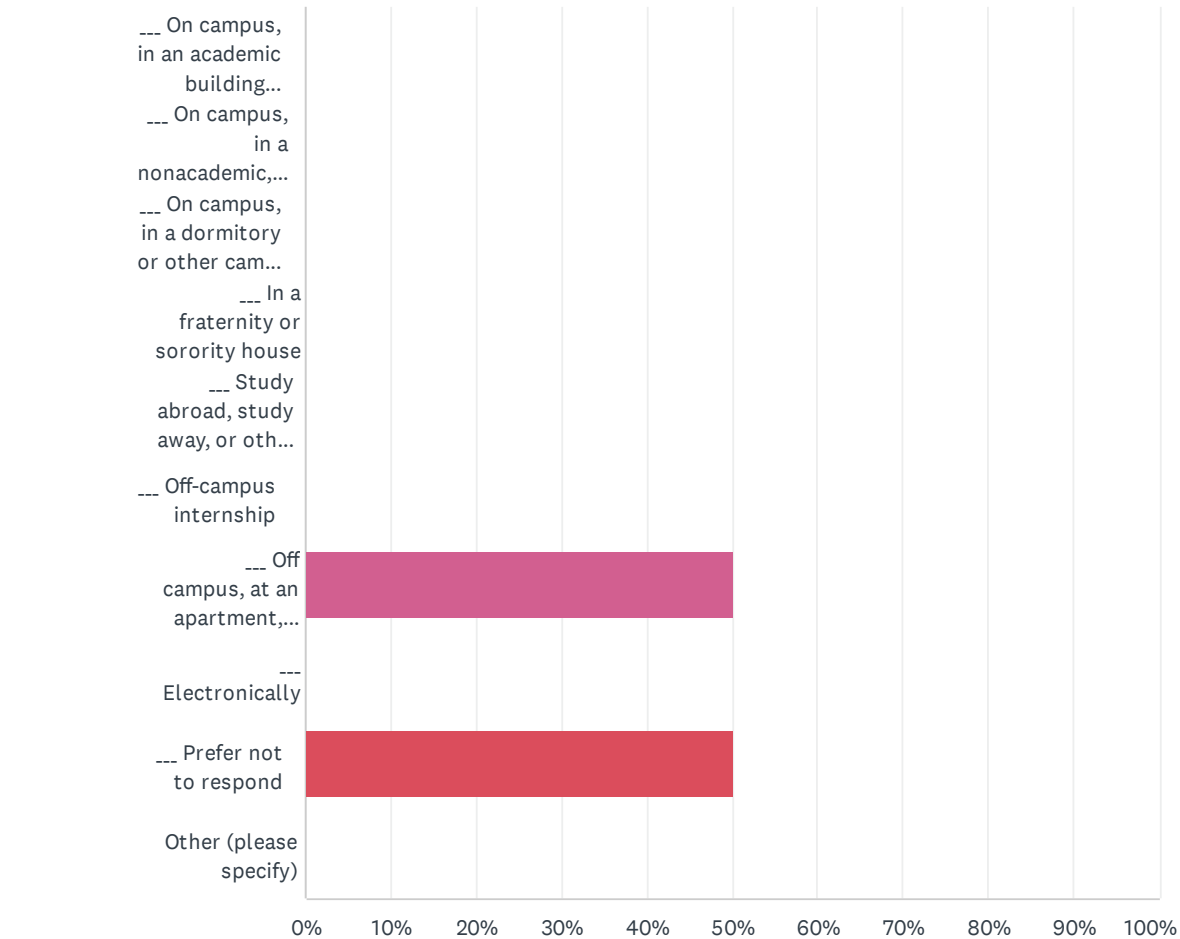


# Task Force on Campus Sexual Misconduct Climate Surveys Base Survey Recommendations

	NONE	1 TIME	2-3 TIMES	4 OR MORE TIMES	PREFER NOT TO RESPOND	TOTAL	WEIGHTED AVERAGE
Someone fondled, kissed, or rubbed up against the private areas of my body without my consent.	90.48% 19	4.76% 1	4.76% 1	0.00% 0	0.00% 0	21	1.14
Someone removed some of my clothes without my consent (but did not attempt sexual penetration).	90.48% 19	4.76% 1	4.76% 1	0.00% 0	0.00% 0	21	1.14
Someone orally or anally penetrated me or made me orally or anally penetrate them without my consent.	95.24% 20	4.76% 1	0.00% 0	0.00% 0	0.00% 0	21	1.05
Someone put their penis, fingers, or other objects into my vagina and/or butt without my consent.	95.24% 20	4.76% 1	0.00% 0	0.00% 0	0.00% 0	21	1.05
Someone forced me to put my penis, fingers, or other objects into their vagina and/or butt without my consent.	100.00% 20	0.00% 0	0.00% 0	0.00% 0	0.00% 0	20	1.00
Someone attempted to engage in nonconsensual sexual contact with me (including oral, anal, or vaginal penetration) even though they were not successful.	100.00% 21	0.00% 0	0.00% 0	0.00% 0	0.00% 0	21	1.00

# Q60 Where did this happen?

Answered: 2    Skipped: 21



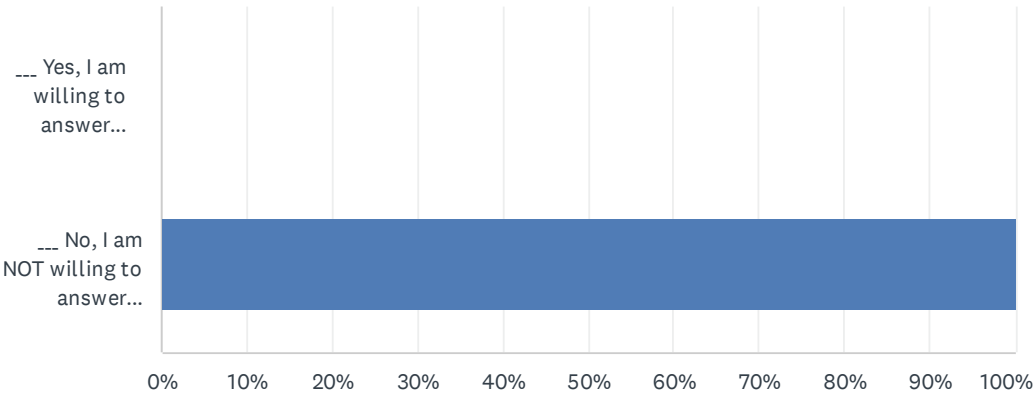
# Task Force on Campus Sexual Misconduct Climate Surveys Base Survey Recommendations

ANSWER CHOICES		RESPONSES	
___	On campus, in an academic building (classroom, library, etc.)	0.00%	0
___	On campus, in a nonacademic, nonresidential building or some other location (examples include athletic arenas, theatre and arts centers)	0.00%	0
___	On campus, in a dormitory or other campus housing (not a fraternity or sorority house)	0.00%	0
___	In a fraternity or sorority house	0.00%	0
___	Study abroad, study away, or other off-campus study program	0.00%	0
___	Off-campus internship	0.00%	0
___	Off campus, at an apartment, restaurant, bar, or another location	50.00%	1
___	Electronically	0.00%	0
___	Prefer not to respond	50.00%	1
	Other (please specify)	0.00%	0
TOTAL			2

#	OTHER (PLEASE SPECIFY)	DATE
	There are no responses.	

Q61 It can often be helpful to campus staff to understand more about where unwanted sexual contact occurs. A number of measures have been developed to assess this. Are you willing to answer some additional questions about this situation, or would you like to skip to the next section of the survey?

Answered: 2    Skipped: 21



ANSWER CHOICES	RESPONSES	
___ Yes, I am willing to answer additional questions about this situation.	0.00%	0
___ No, I am NOT willing to answer additional questions about this situation.	100.00%	2
TOTAL		2

**Q62** You indicated that you experienced at least one situation in which someone caused you harm. Now think about which **ONE SITUATION** had the greatest effect on you and answer the following questions. Were the following tactics used by the other person(s) during the events you reported on the prior screen?

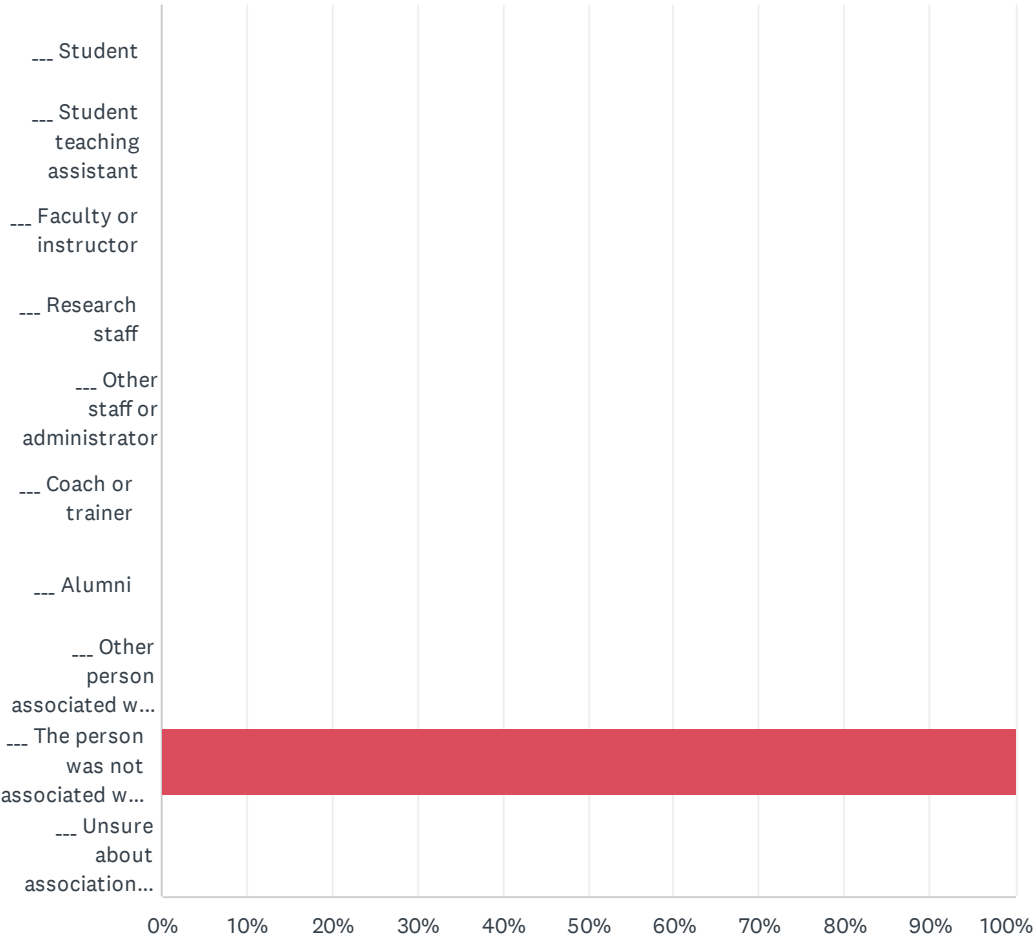
Answered: 0   Skipped: 23

 No matching responses.

	YES	NO	PREFER NOT TO RESPOND	TOTAL	WEIGHTED AVERAGE
The other person told lies, threatened to end the relationship or friendship, threatened to spread rumors about me, made promises I knew were untrue, or continually verbally pressured me after I said I didn't want to.	0.00% 0	0.00% 0	0.00% 0	0	0.00
The other person showed displeasure, criticized my sexuality or attractiveness, got angry but did not use physical force, after I said I didn't want to.	0.00% 0	0.00% 0	0.00% 0	0	0.00
The other person took advantage of me when I was unable to give consent.	0.00% 0	0.00% 0	0.00% 0	0	0.00
Threatened to physically harm me or someone close to me.	0.00% 0	0.00% 0	0.00% 0	0	0.00
The other person used force, for example held me down with their body weight, pinned my arms, or had a weapon.	0.00% 0	0.00% 0	0.00% 0	0	0.00

Q63 How was the individual(s) who did the unwanted behavior associated with BRCN? (Select all that apply)

Answered: 2    Skipped: 21



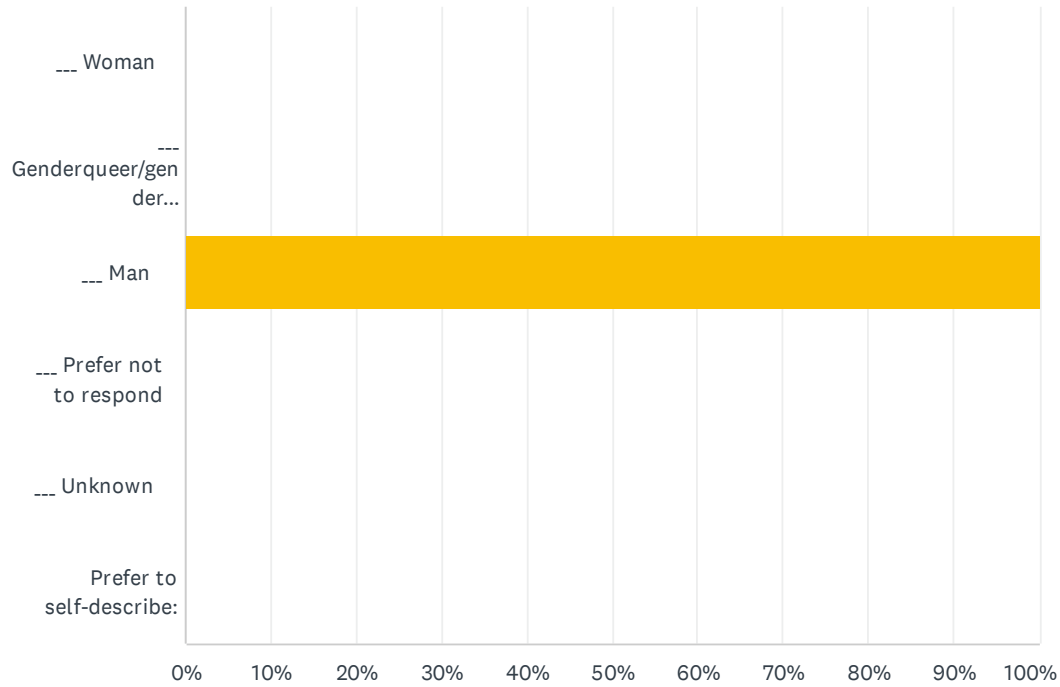
# Task Force on Campus Sexual Misconduct Climate Surveys Base Survey Recommendations

ANSWER CHOICES	RESPONSES	
<input type="checkbox"/> Student	0.00%	0
<input type="checkbox"/> Student teaching assistant	0.00%	0
<input type="checkbox"/> Faculty or instructor	0.00%	0
<input type="checkbox"/> Research staff	0.00%	0
<input type="checkbox"/> Other staff or administrator	0.00%	0
<input type="checkbox"/> Coach or trainer	0.00%	0
<input type="checkbox"/> Alumni	0.00%	0
<input type="checkbox"/> Other person associated with BRCN (e.g., internship, study abroad)	0.00%	0
<input type="checkbox"/> The person was not associated with BRCN	100.00%	2
<input type="checkbox"/> Unsure about association with BRCN	0.00%	0
Total Respondents: 2		



## Q64 Please describe the gender(s) of the individual(s) who committed the unwanted behavior. (Select all that apply)

Answered: 2   Skipped: 21

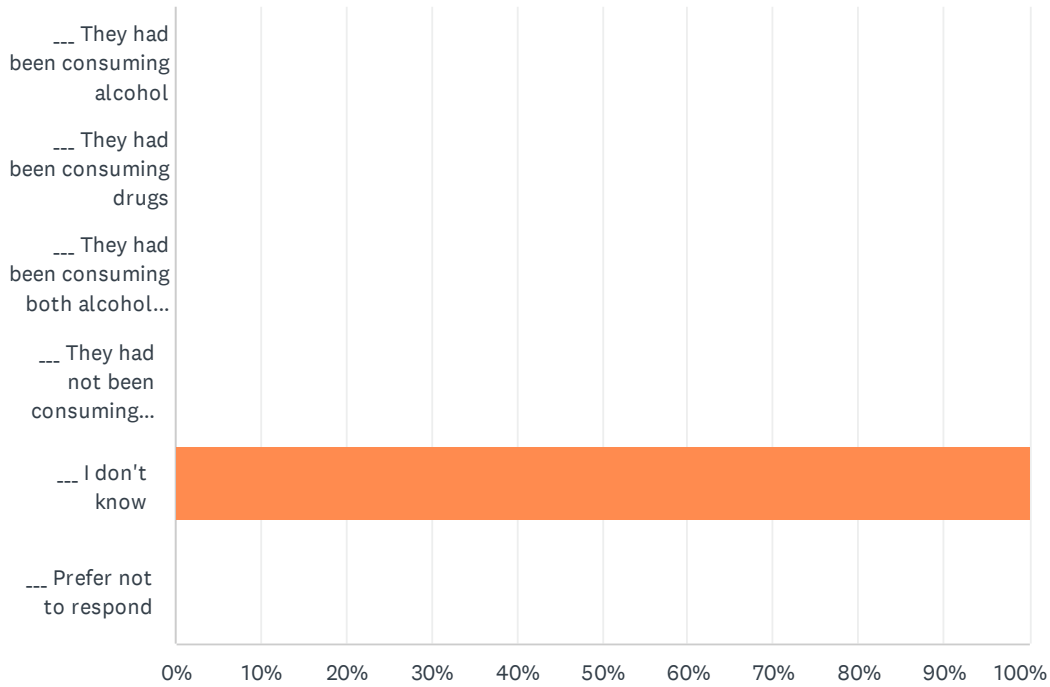


ANSWER CHOICES	RESPONSES	
___ Woman	0.00%	0
___ Genderqueer/gender non-conforming/non-binary	0.00%	0
___ Man	100.00%	2
___ Prefer not to respond	0.00%	0
___ Unknown	0.00%	0
Prefer to self-describe:	0.00%	0
Total Respondents: 2		

#	PREFER TO SELF-DESCRIBE:	DATE
There are no responses.		

## Q65 Had the other person been consuming alcohol or drugs just prior to the incident?

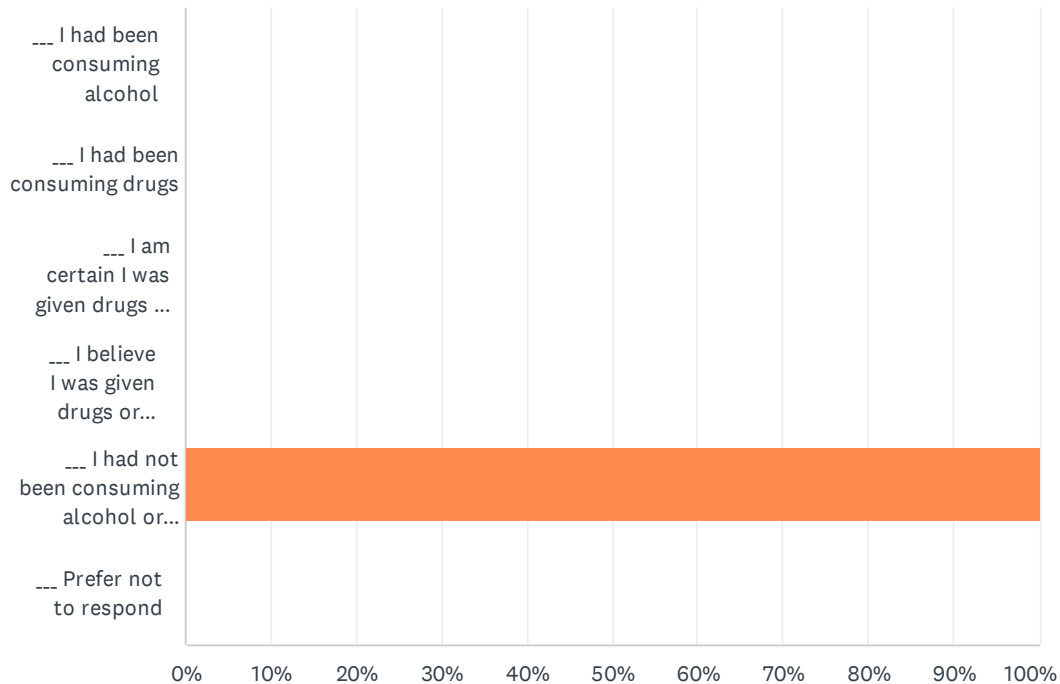
Answered: 1   Skipped: 22



ANSWER CHOICES	RESPONSES	
___ They had been consuming alcohol	0.00%	0
___ They had been consuming drugs	0.00%	0
___ They had been consuming both alcohol and drugs	0.00%	0
___ They had not been consuming either alcohol or drugs	0.00%	0
___ I don't know	100.00%	1
___ Prefer not to respond	0.00%	0
<b>TOTAL</b>		<b>1</b>

**Q66 Keep in mind that your consumption of alcohol or drugs in no way excuses a person who acted against your will; had you been consuming alcohol or drugs just prior to the incident? (Select all that apply)**

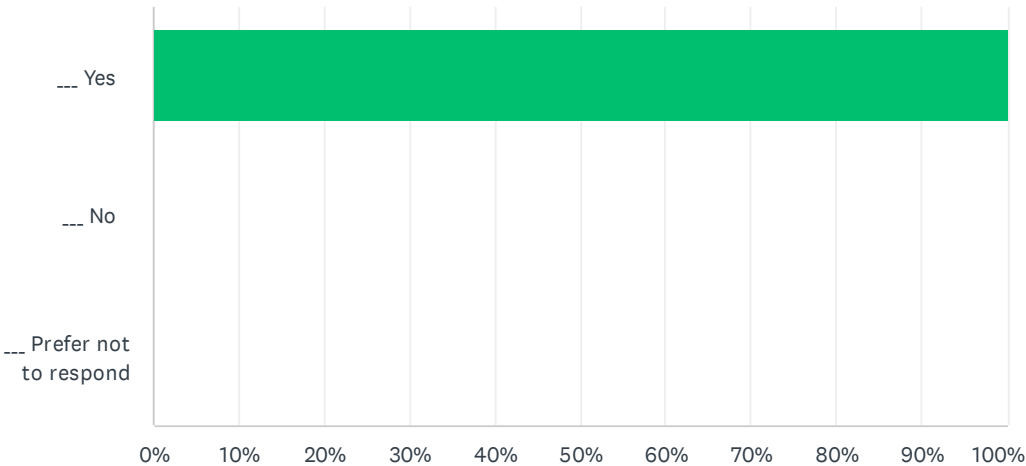
Answered: 1   Skipped: 22



ANSWER CHOICES	RESPONSES	
___ I had been consuming alcohol	0.00%	0
___ I had been consuming drugs	0.00%	0
___ I am certain I was given drugs or alcohol without my knowledge or consent	0.00%	0
___ I believe I was given drugs or alcohol without my knowledge or consent, but I am not certain	0.00%	0
___ I had not been consuming alcohol or drugs	100.00%	1
___ Prefer not to respond	0.00%	0
Total Respondents: 1		

Q67 Did you tell anyone about the incident(s) before this questionnaire?

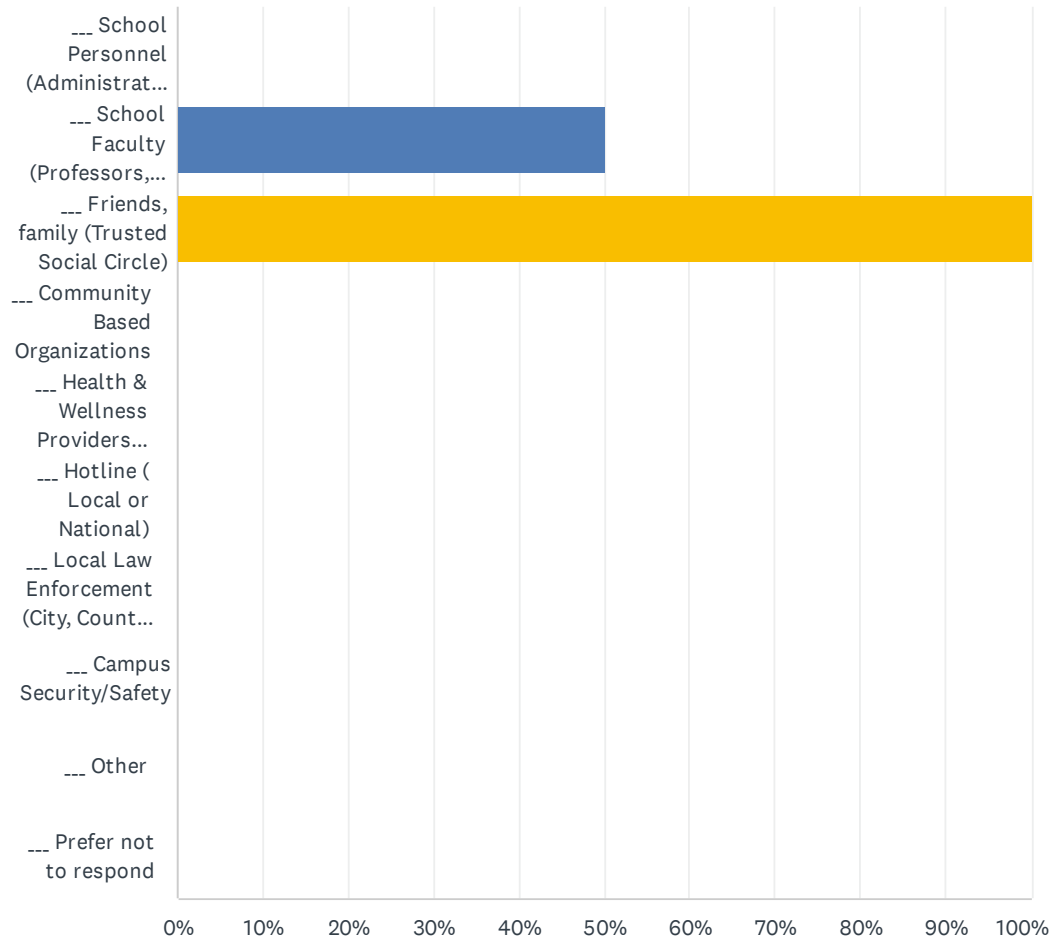
Answered: 2    Skipped: 21



ANSWER CHOICES	RESPONSES	
___ Yes	100.00%	2
___ No	0.00%	0
___ Prefer not to respond	0.00%	0
TOTAL		2

Q68 Which of the following persons (if any) did you tell? (Select all that apply)

Answered: 2    Skipped: 21

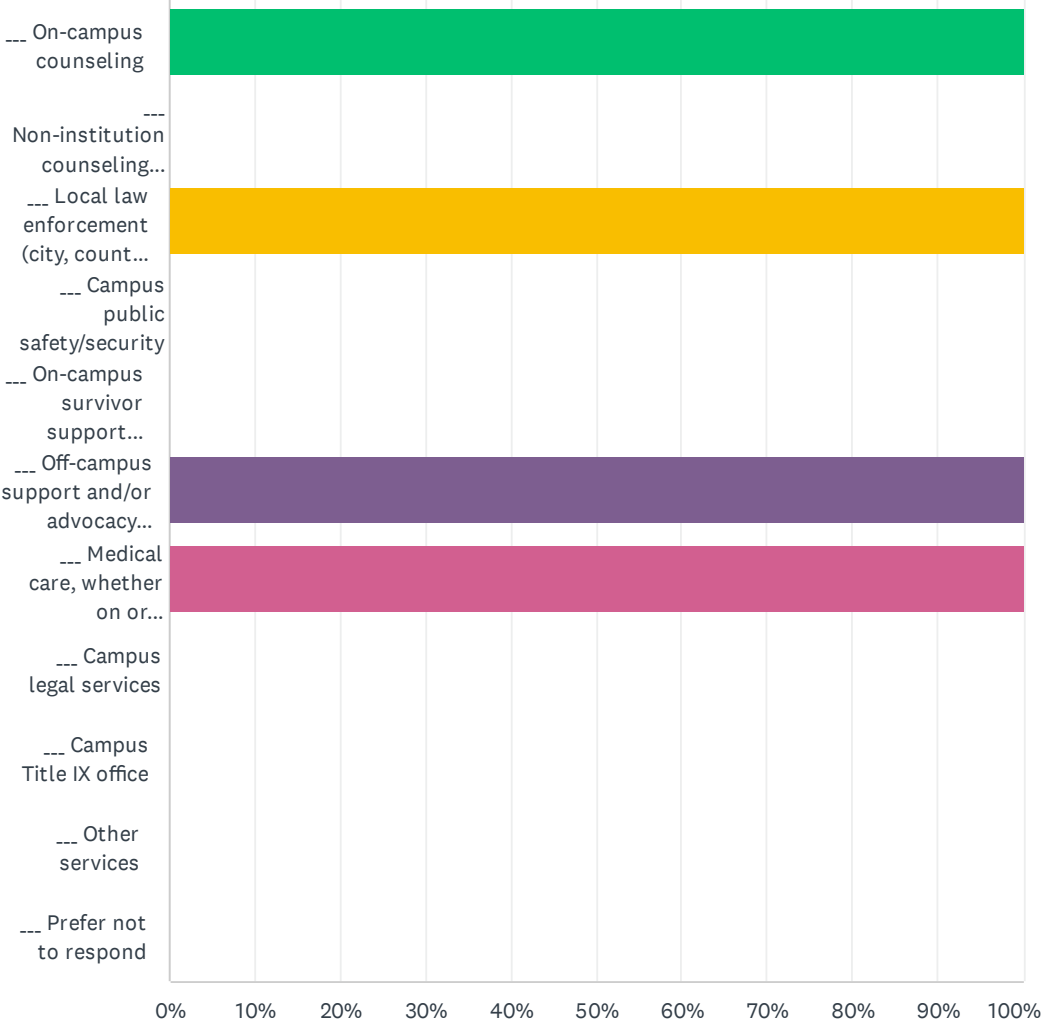


# Task Force on Campus Sexual Misconduct Climate Surveys Base Survey Recommendations

ANSWER CHOICES	RESPONSES	
___ School Personnel (Administration, Resident Assistants, etc.)	0.00%	0
___ School Faculty (Professors, Coaches, etc.)	50.00%	1
___ Friends, family (Trusted Social Circle)	100.00%	2
___ Community Based Organizations	0.00%	0
___ Health & Wellness Providers (Physician, Counselor, Therapist, etc. )	0.00%	0
___ Hotline ( Local or National)	0.00%	0
___ Local Law Enforcement (City, County, or State Police)	0.00%	0
___ Campus Security/Safety	0.00%	0
___ Other	0.00%	0
___ Prefer not to respond	0.00%	0
Total Respondents: 2		

Q69 When you disclosed this experience, did you receive information on or were you referred to any of the following resources/support services?  
(Select all that apply)

Answered: 1    Skipped: 22



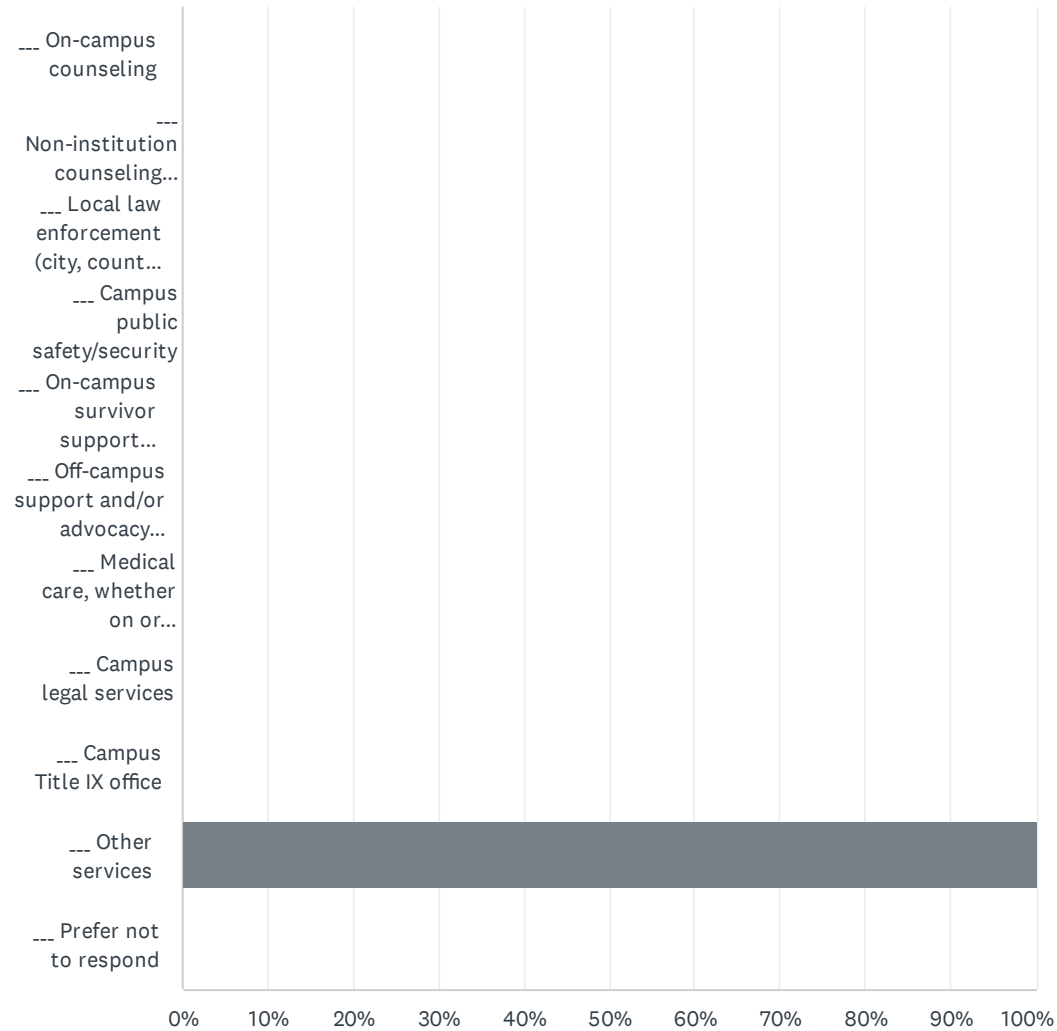
# Task Force on Campus Sexual Misconduct Climate Surveys Base Survey Recommendations

ANSWER CHOICES	RESPONSES	
<input type="checkbox"/> On-campus counseling	100.00%	1
<input type="checkbox"/> Non-institution counseling support	0.00%	0
<input type="checkbox"/> Local law enforcement (city, county, or state police)	100.00%	1
<input type="checkbox"/> Campus public safety/security	0.00%	0
<input type="checkbox"/> On-campus survivor support services and/or advocacy	0.00%	0
<input type="checkbox"/> Off-campus support and/or advocacy services (e.g., rape crisis center)	100.00%	1
<input type="checkbox"/> Medical care, whether on or off-campus	100.00%	1
<input type="checkbox"/> Campus legal services	0.00%	0
<input type="checkbox"/> Campus Title IX office	0.00%	0
<input type="checkbox"/> Other services	0.00%	0
<input type="checkbox"/> Prefer not to respond	0.00%	0
Total Respondents: 1		



Q70 Following when you disclosed this experience, did you choose to use any of these services? (Select all that apply)

Answered: 1    Skipped: 22

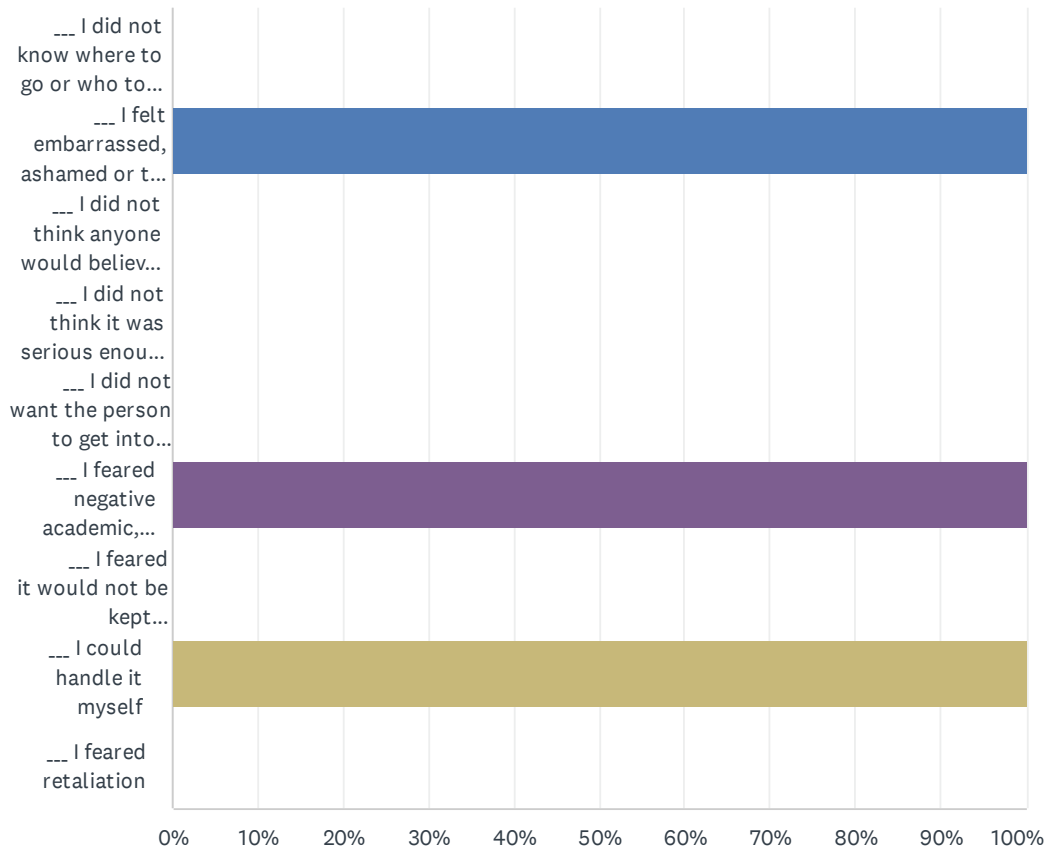


# Task Force on Campus Sexual Misconduct Climate Surveys Base Survey Recommendations

ANSWER CHOICES	RESPONSES	
<input type="checkbox"/> On-campus counseling	0.00%	0
<input type="checkbox"/> Non-institution counseling support	0.00%	0
<input type="checkbox"/> Local law enforcement (city, county, or state police)	0.00%	0
<input type="checkbox"/> Campus public safety/security	0.00%	0
<input type="checkbox"/> On-campus survivor support services and/or advocacy	0.00%	0
<input type="checkbox"/> Off-campus support and/or advocacy services (e.g., rape crisis center)	0.00%	0
<input type="checkbox"/> Medical care, whether on or off-campus	0.00%	0
<input type="checkbox"/> Campus legal services	0.00%	0
<input type="checkbox"/> Campus Title IX office	0.00%	0
<input type="checkbox"/> Other services	100.00%	1
<input type="checkbox"/> Prefer not to respond	0.00%	0
Total Respondents: 1		

## Q71 Many people choose not to tell anyone about experiences of sexual misconduct. This is a very normal response. What led you to choose not to tell anyone about your experience? (Select all that apply)

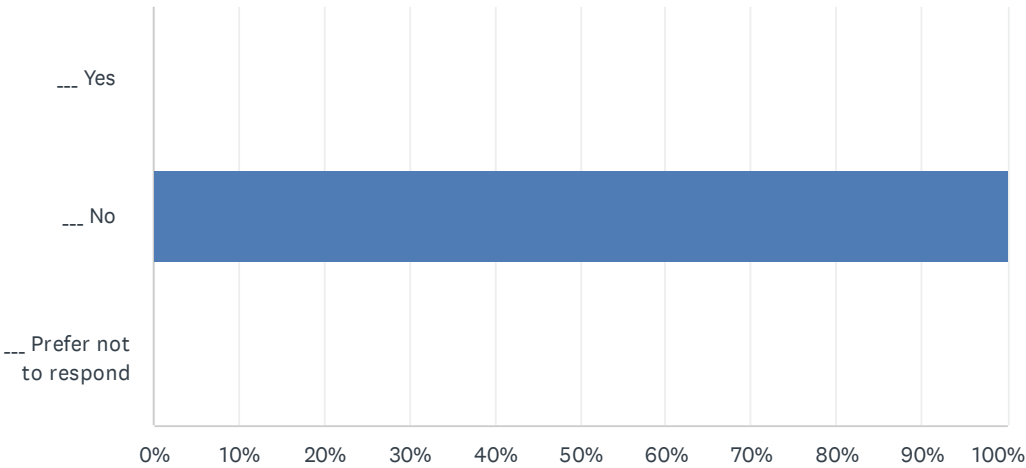
Answered: 1 Skipped: 22



ANSWER CHOICES	RESPONSES	
<input type="checkbox"/> I did not know where to go or who to tell	0.00%	0
<input checked="" type="checkbox"/> I felt embarrassed, ashamed or that it would be too emotionally difficult	100.00%	1
<input type="checkbox"/> I did not think anyone would believe me	0.00%	0
<input type="checkbox"/> I did not think it was serious enough to contact any of these programs or resources	0.00%	0
<input type="checkbox"/> I did not want the person to get into trouble	0.00%	0
<input checked="" type="checkbox"/> I feared negative academic, social, or professional consequences	100.00%	1
<input type="checkbox"/> I feared it would not be kept confidential	0.00%	0
<input checked="" type="checkbox"/> I could handle it myself	100.00%	1
<input type="checkbox"/> I feared retaliation	0.00%	0
Total Respondents: 1		

Q72 Have you ever withdrawn from BRCN?

Answered: 10    Skipped: 13



ANSWER CHOICES	RESPONSES	
___ Yes	0.00%	0
___ No	100.00%	10
___ Prefer not to respond	0.00%	0
TOTAL		10

Q73 Was your decision to withdraw influenced by the experience(s) identified above while you were a student at BRCN?

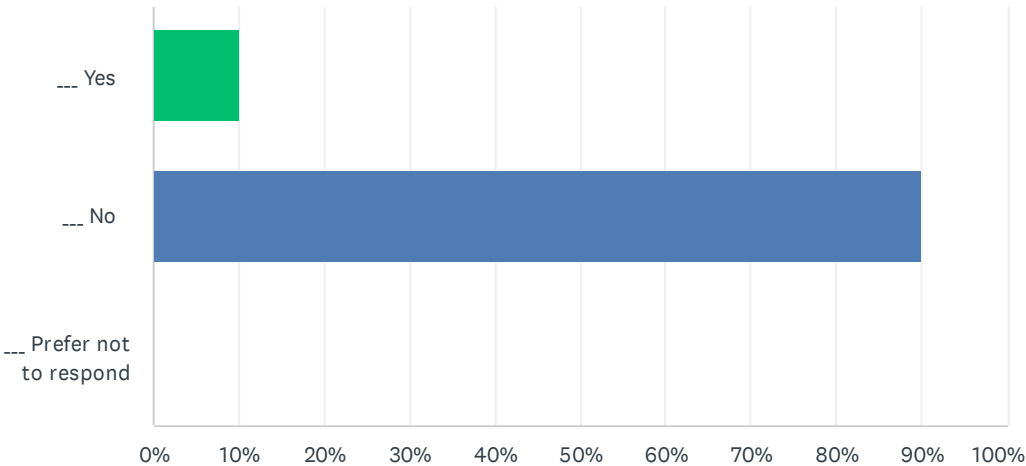
Answered: 0    Skipped: 23

 No matching responses.

ANSWER CHOICES	RESPONSES	
<input type="checkbox"/> Yes	0.00%	0
<input type="checkbox"/> No	0.00%	0
<input type="checkbox"/> Prefer not to respond	0.00%	0
TOTAL		0

Q74 Have you ever taken a leave of absence from BRCN?

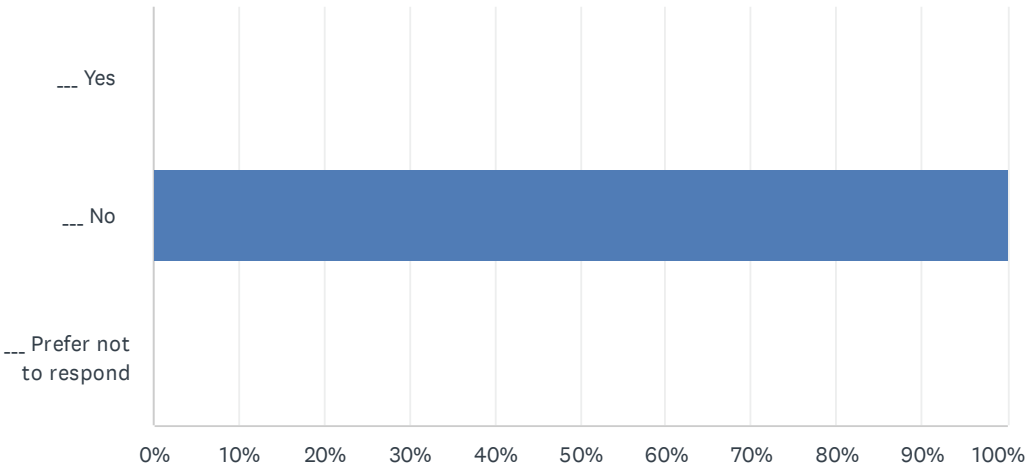
Answered: 10    Skipped: 13



ANSWER CHOICES	RESPONSES	
___ Yes	10.00%	1
___ No	90.00%	9
___ Prefer not to respond	0.00%	0
TOTAL		10

Q75 Was your decision to take a leave of absence influenced by the experience(s) identified above while you were a student at BRCN?

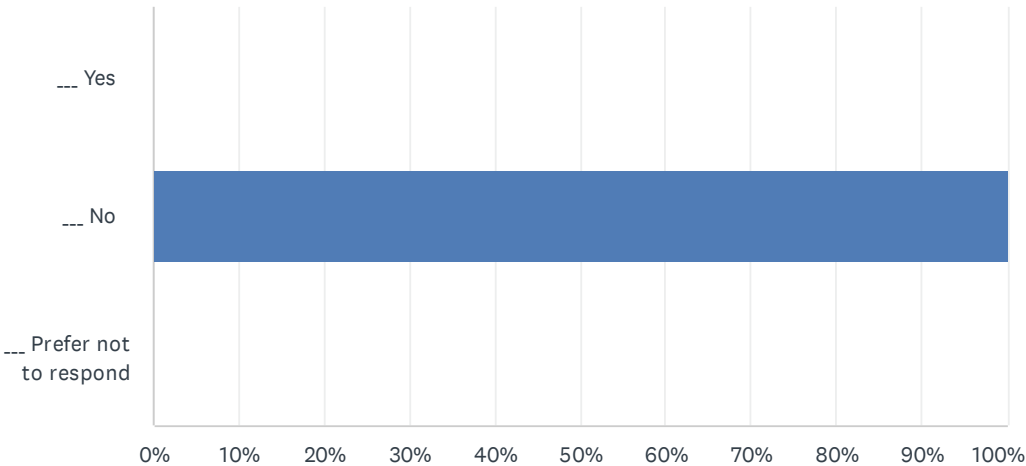
Answered: 1    Skipped: 22



ANSWER CHOICES	RESPONSES	
___ Yes	0.00%	0
___ No	100.00%	1
___ Prefer not to respond	0.00%	0
TOTAL		1

Q76 Have you ever transferred out of BRCN?

Answered: 10    Skipped: 13



ANSWER CHOICES	RESPONSES	
___ Yes	0.00%	0
___ No	100.00%	10
___ Prefer not to respond	0.00%	0
TOTAL		10



Q77 Was your decision to transfer from BRCN influenced by the experience(s) identified above while you were a student at BRCN?

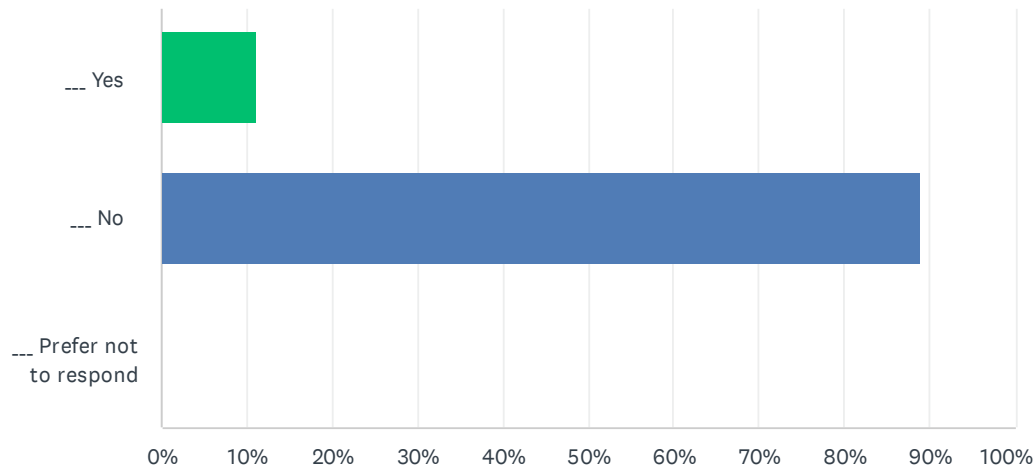
Answered: 0    Skipped: 23

 No matching responses.

ANSWER CHOICES	RESPONSES	
<input type="checkbox"/> Yes	0.00%	0
<input type="checkbox"/> No	0.00%	0
<input type="checkbox"/> Prefer not to respond	0.00%	0
TOTAL		0

Q78 Have you ever withdrawn from a class(es) at BRCN?

Answered: 9    Skipped: 14



ANSWER CHOICES	RESPONSES	
___ Yes	11.11%	1
___ No	88.89%	8
___ Prefer not to respond	0.00%	0
TOTAL		9

Q79 Was your withdrawal from a class(es) influenced by the experience(s) identified above at BRCN?

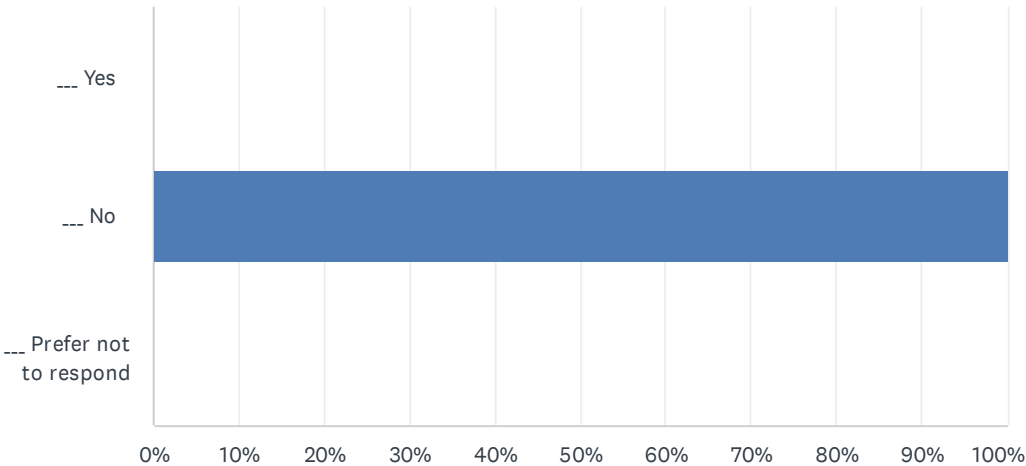
Answered: 0    Skipped: 23

 No matching responses.

ANSWER CHOICES	RESPONSES	
<input type="checkbox"/> Yes	0.00%	0
<input type="checkbox"/> No	0.00%	0
<input type="checkbox"/> Prefer not to respond	0.00%	0
TOTAL		0

Q80 Have you ever been placed on academic probation at BRCN?

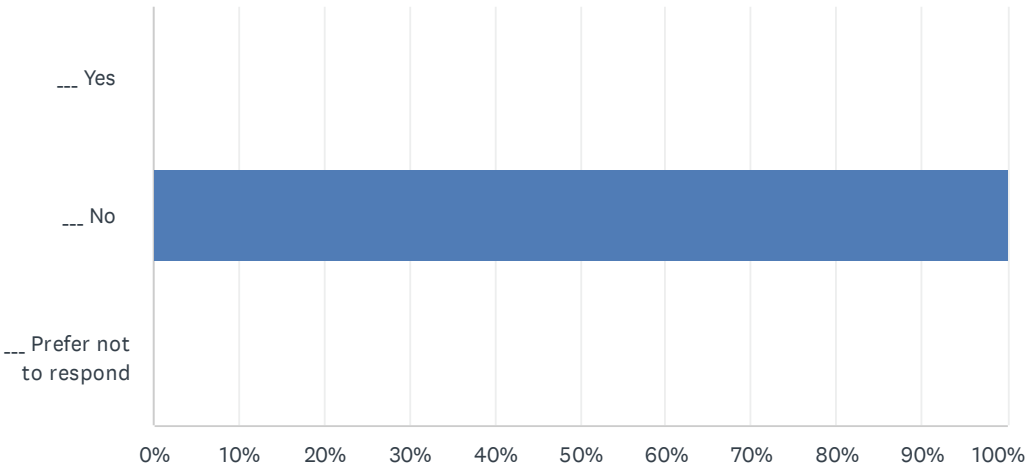
Answered: 9    Skipped: 14



ANSWER CHOICES	RESPONSES	
___ Yes	0.00%	0
___ No	100.00%	9
___ Prefer not to respond	0.00%	0
TOTAL		9

Q81 Was being placed on academic probation influenced by experiences of sexual misconduct at BRCN?

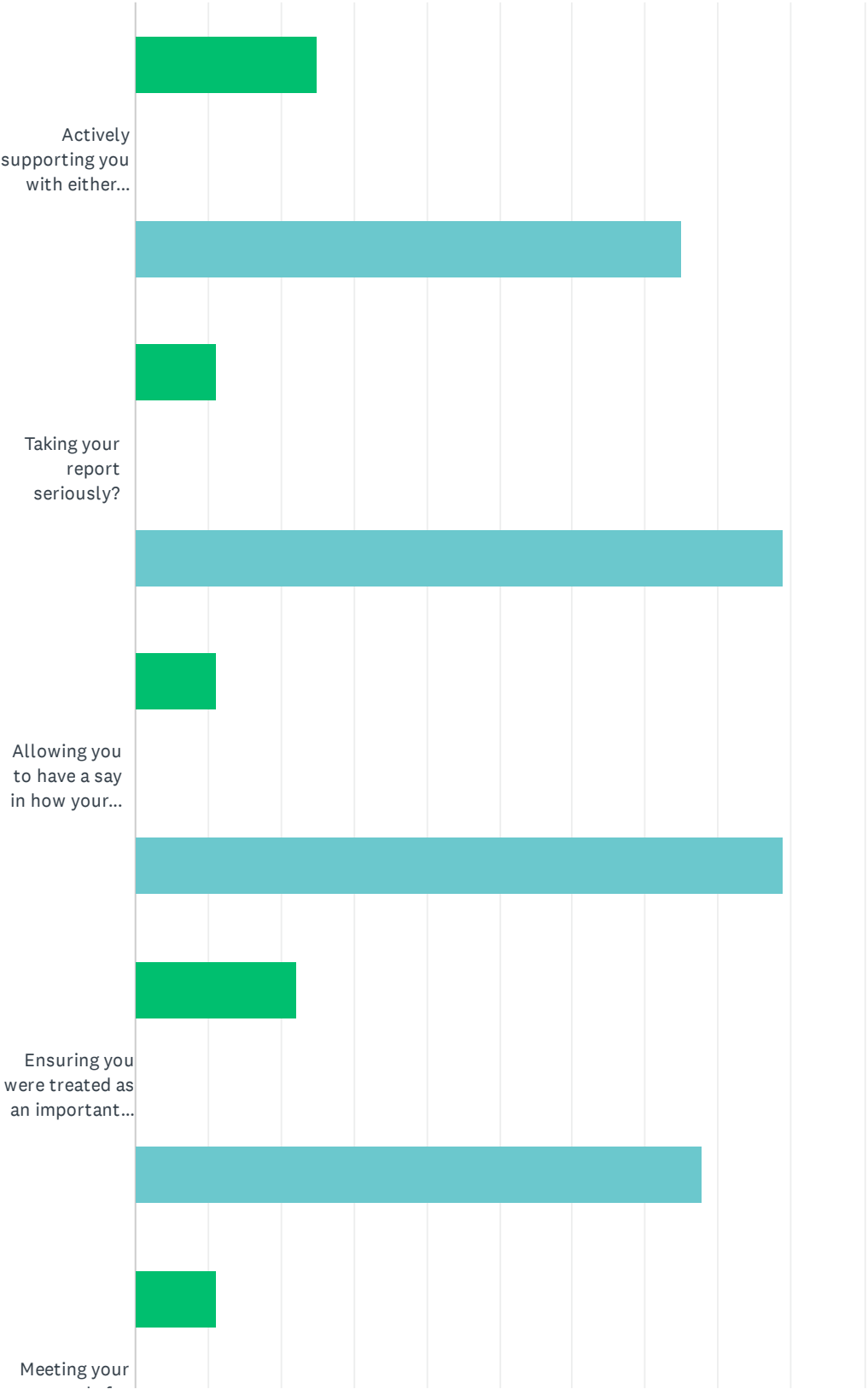
Answered: 2    Skipped: 21



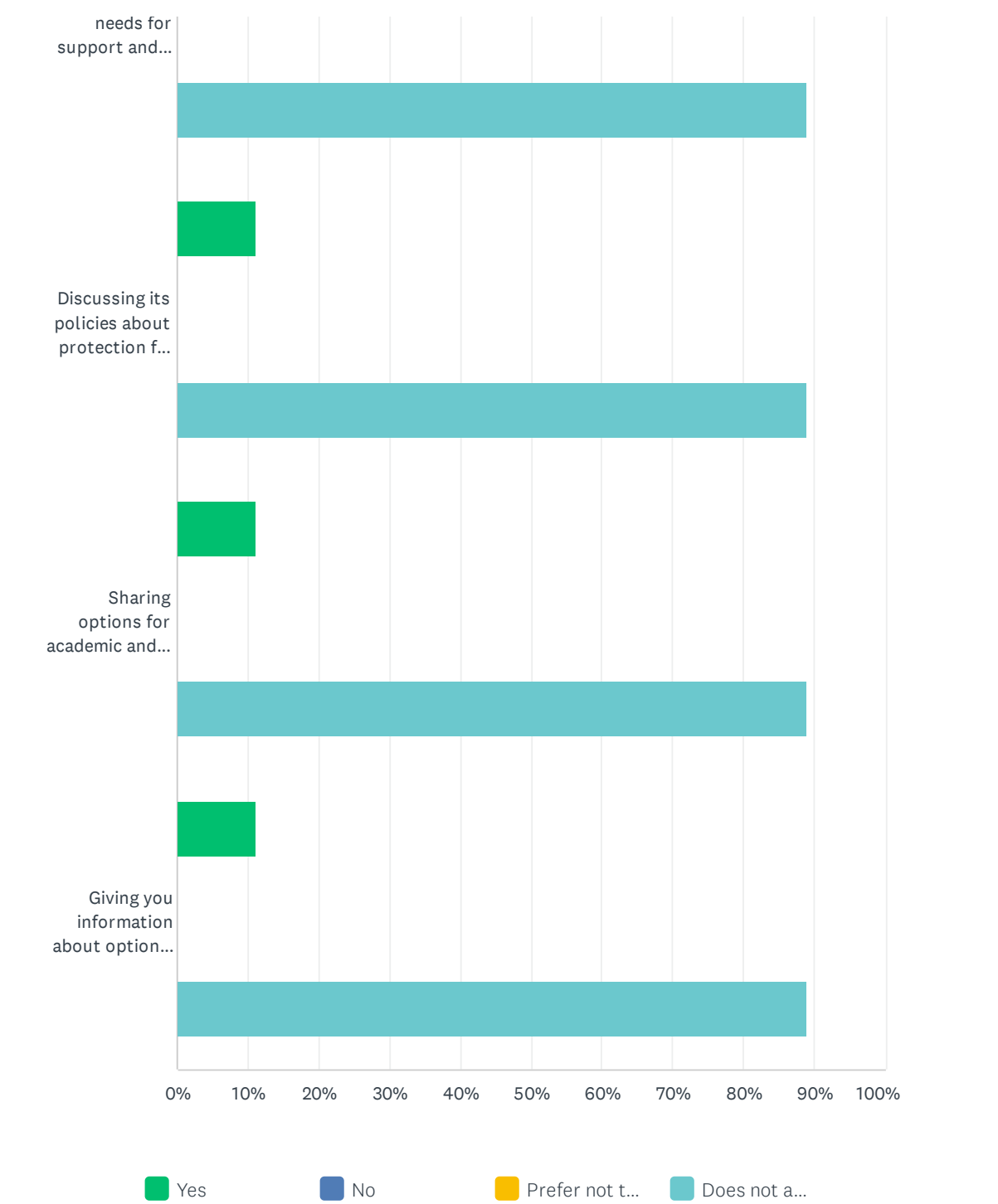
ANSWER CHOICES	RESPONSES	
___ Yes	0.00%	0
___ No	100.00%	2
___ Prefer not to respond	0.00%	0
TOTAL		2

Q82 In thinking about the events related to sexual misconduct described in the previous sections, did BRCN play a role by...

Answered: 9   Skipped: 14



Task Force on Campus Sexual Misconduct Climate Surveys Base Survey Recommendations



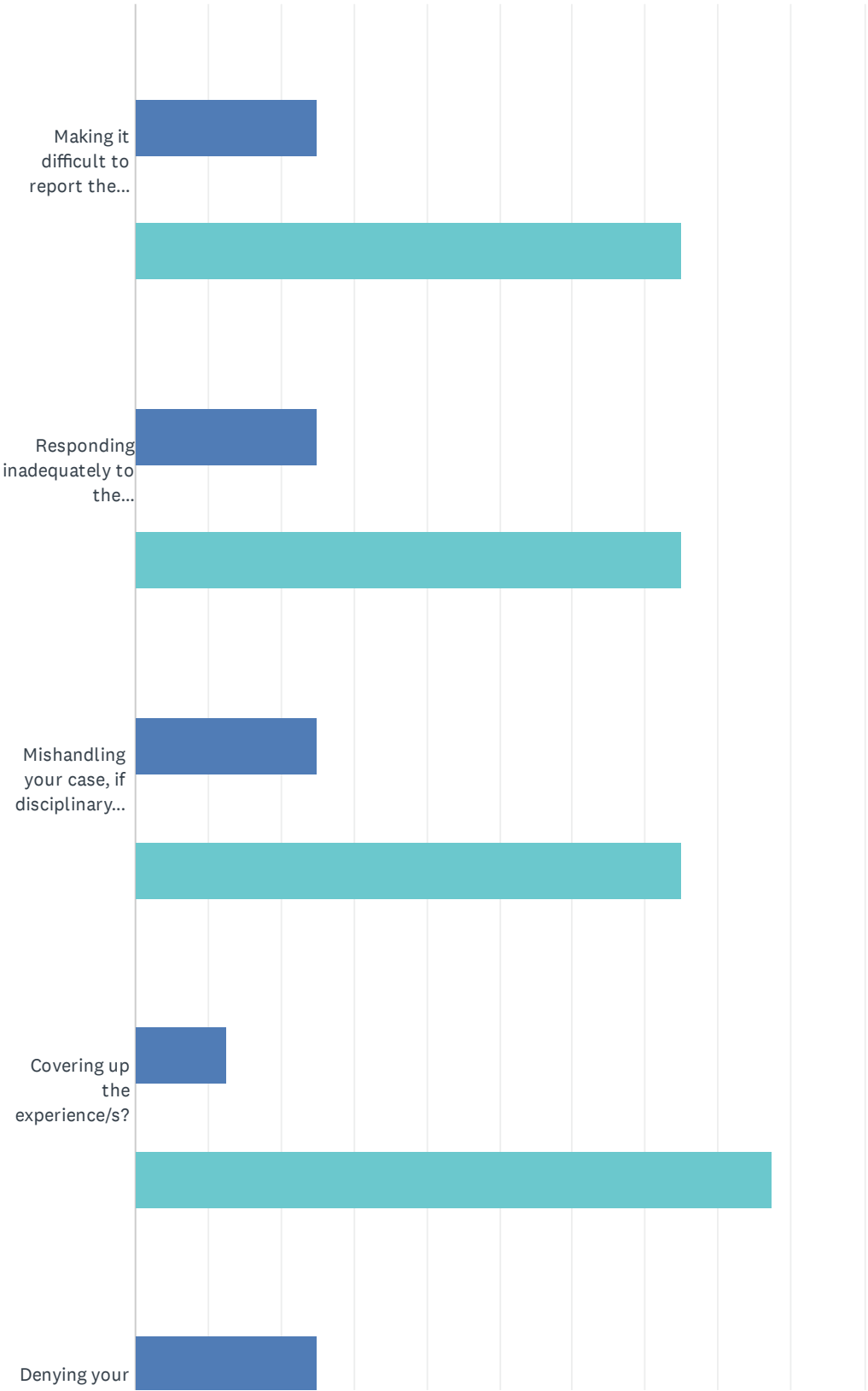
# Task Force on Campus Sexual Misconduct Climate Surveys Base Survey Recommendations

	YES	NO	PREFER NOT TO RESPOND	DOES NOT APPLY	TOTAL	WEIGHTED AVERAGE
Actively supporting you with either formal or informal resources (e.g., counseling, academic services, advocacy services, meetings, or phone calls)?	25.00% 2	0.00% 0	0.00% 0	75.00% 6	8	3.25
Taking your report seriously?	11.11% 1	0.00% 0	0.00% 0	88.89% 8	9	3.67
Allowing you to have a say in how your report was handled?	11.11% 1	0.00% 0	0.00% 0	88.89% 8	9	3.67
Ensuring you were treated as an important member of the institution?	22.22% 2	0.00% 0	0.00% 0	77.78% 7	9	3.33
Meeting your needs for support and accommodations?	11.11% 1	0.00% 0	0.00% 0	88.89% 8	9	3.67
Discussing its policies about protection from retaliation?	11.11% 1	0.00% 0	0.00% 0	88.89% 8	9	3.67
Sharing options for academic and other accommodations?	11.11% 1	0.00% 0	0.00% 0	88.89% 8	9	3.67
Giving you information about options through a criminal process?	11.11% 1	0.00% 0	0.00% 0	88.89% 8	9	3.67

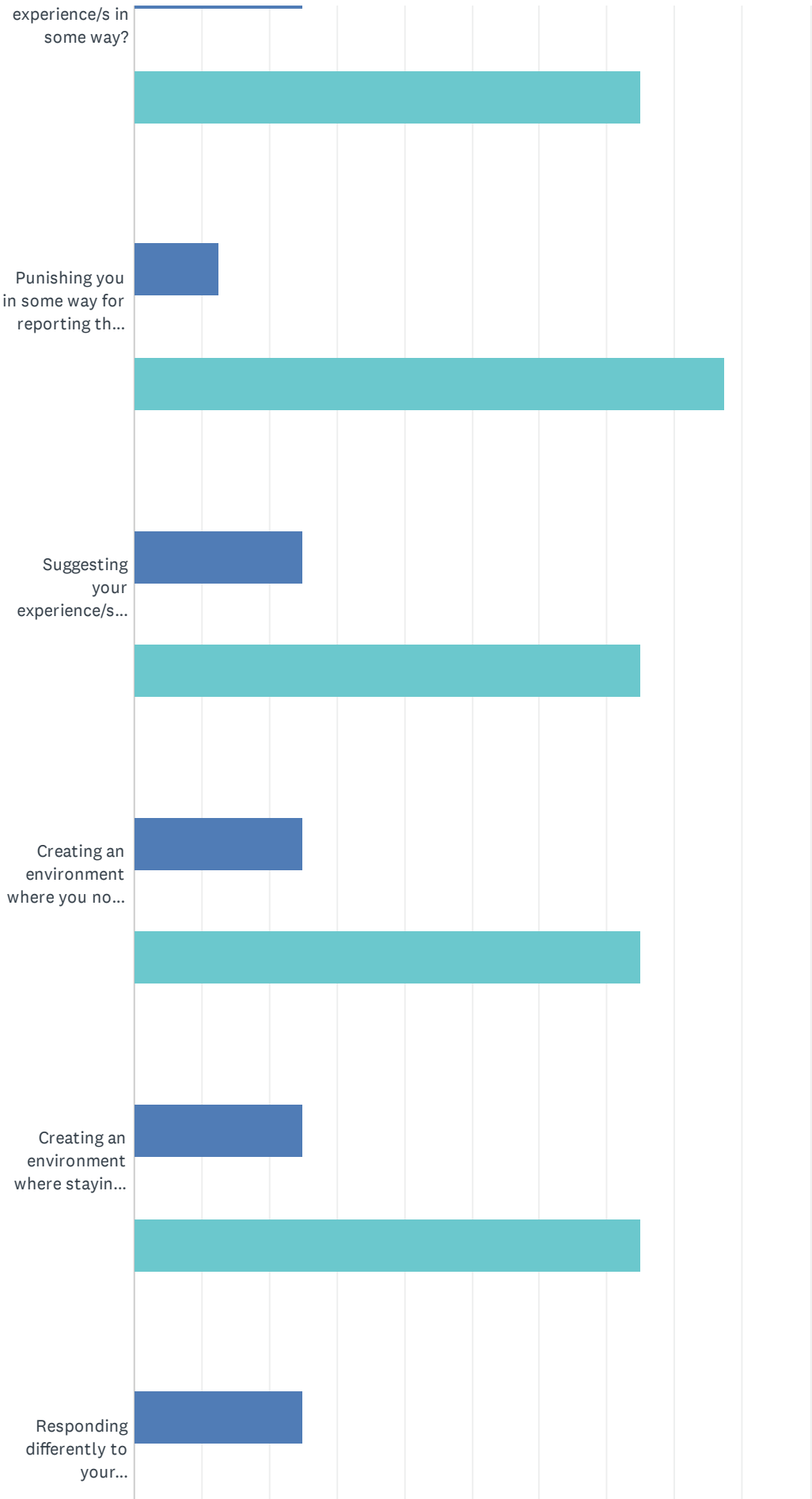


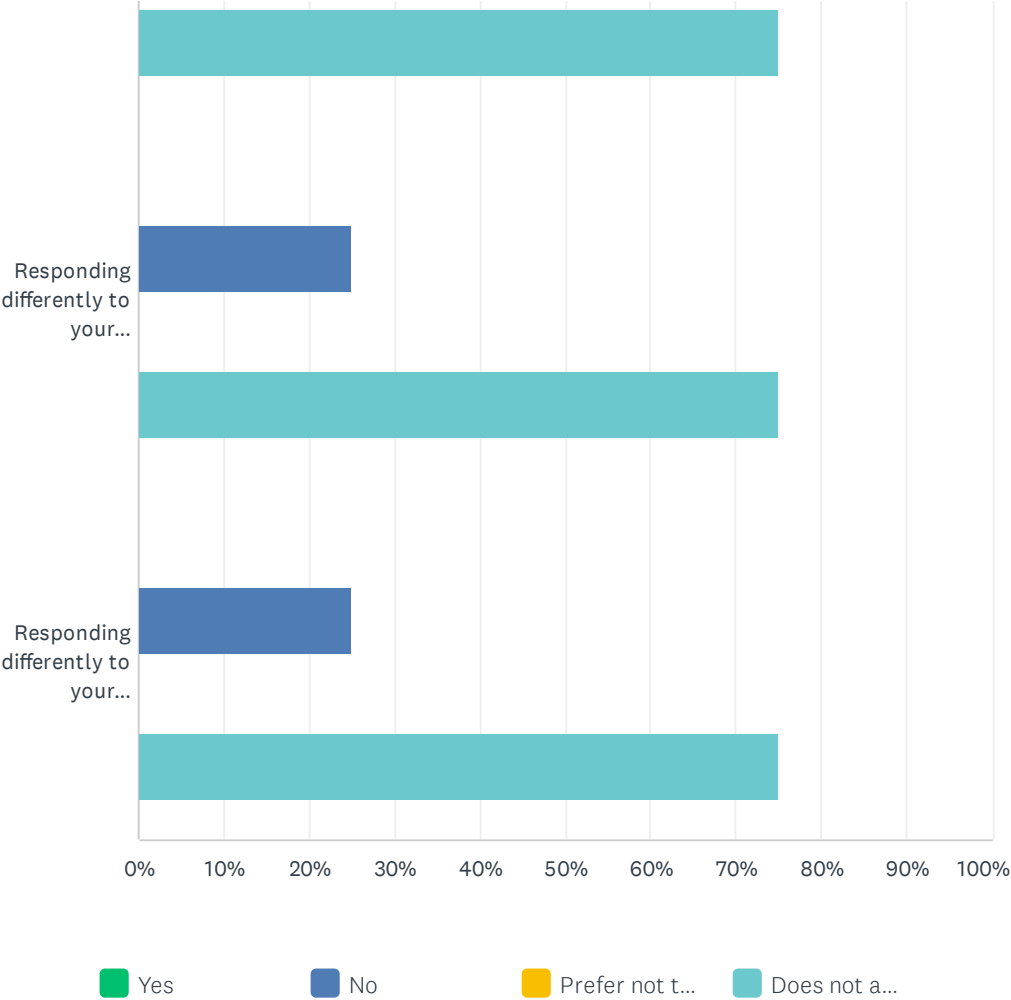
Q83 In thinking about the events related to sexual misconduct described in the previous sections, did BRCN play a role by...

Answered: 8    Skipped: 15



Task Force on Campus Sexual Misconduct Climate Surveys Base Survey Recommendations



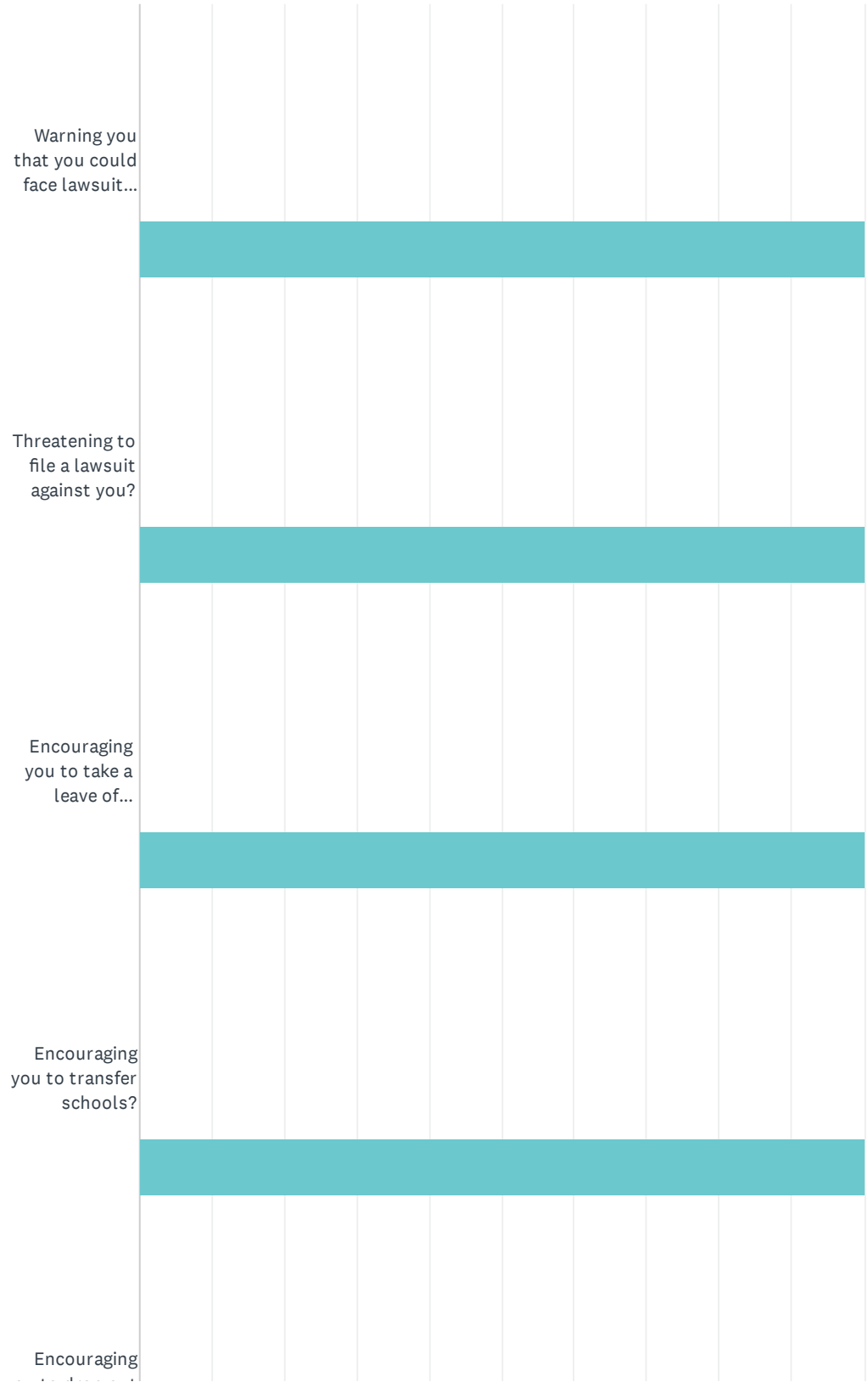


# Task Force on Campus Sexual Misconduct Climate Surveys Base Survey Recommendations

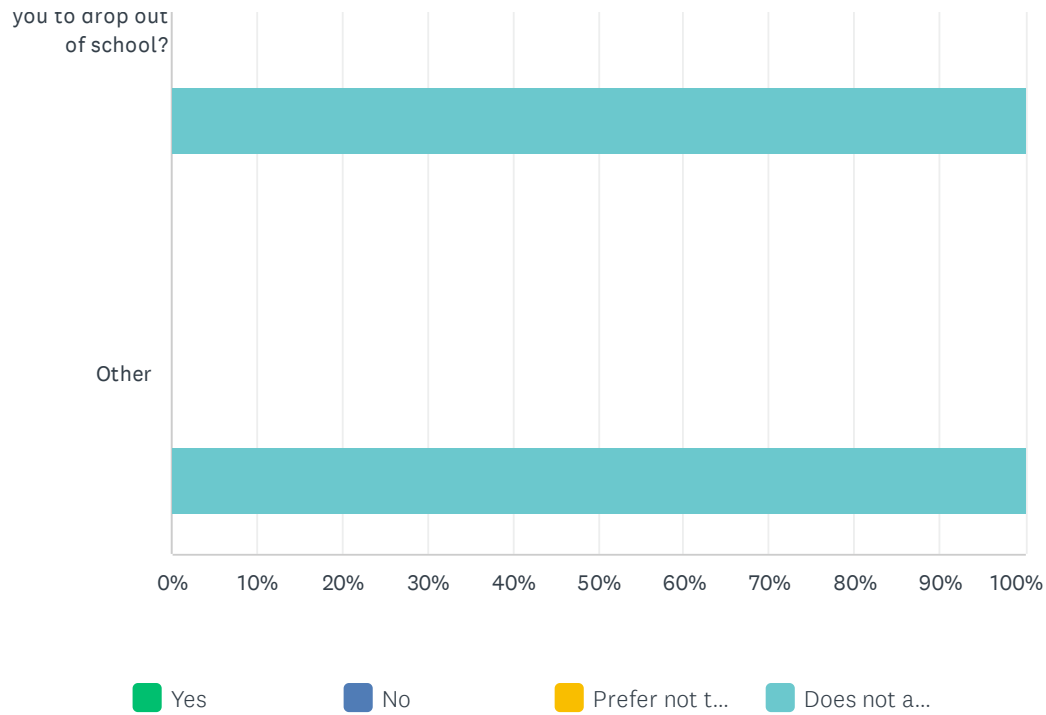
	YES	NO	PREFER NOT TO RESPOND	DOES NOT APPLY	TOTAL	WEIGHTED AVERAGE
Making it difficult to report the experience/s?	0.00% 0	25.00% 2	0.00% 0	75.00% 6	8	3.50
Responding inadequately to the experience/s, if reported?	0.00% 0	25.00% 2	0.00% 0	75.00% 6	8	3.50
Mishandling your case, if disciplinary action was contemplated?	0.00% 0	25.00% 2	0.00% 0	75.00% 6	8	3.50
Covering up the experience/s?	0.00% 0	12.50% 1	0.00% 0	87.50% 7	8	3.75
Denying your experience/s in some way?	0.00% 0	25.00% 2	0.00% 0	75.00% 6	8	3.50
Punishing you in some way for reporting the experience/s (e.g., loss of privileges or status)?	0.00% 0	12.50% 1	0.00% 0	87.50% 7	8	3.75
Suggesting your experience/s might affect the reputation of the institution?	0.00% 0	25.00% 2	0.00% 0	75.00% 6	8	3.50
Creating an environment where you no longer felt like a valued member of the institution?	0.00% 0	25.00% 2	0.00% 0	75.00% 6	8	3.50
Creating an environment where staying at BRCN was difficult for you?	0.00% 0	25.00% 2	0.00% 0	75.00% 6	8	3.50
Responding differently to your experience/s based on your sexual orientation or gender identity?	0.00% 0	25.00% 2	0.00% 0	75.00% 6	8	3.50
Responding differently to your experience/s based on your racial or ethnic background?	0.00% 0	25.00% 2	0.00% 0	75.00% 6	8	3.50
Responding differently to your experience/s based on your disability status?	0.00% 0	25.00% 2	0.00% 0	75.00% 6	8	3.50

Q84 If you reported or were considering making a report of sexual misconduct to BRCN, did BRCN play a role by...

Answered: 1   Skipped: 22



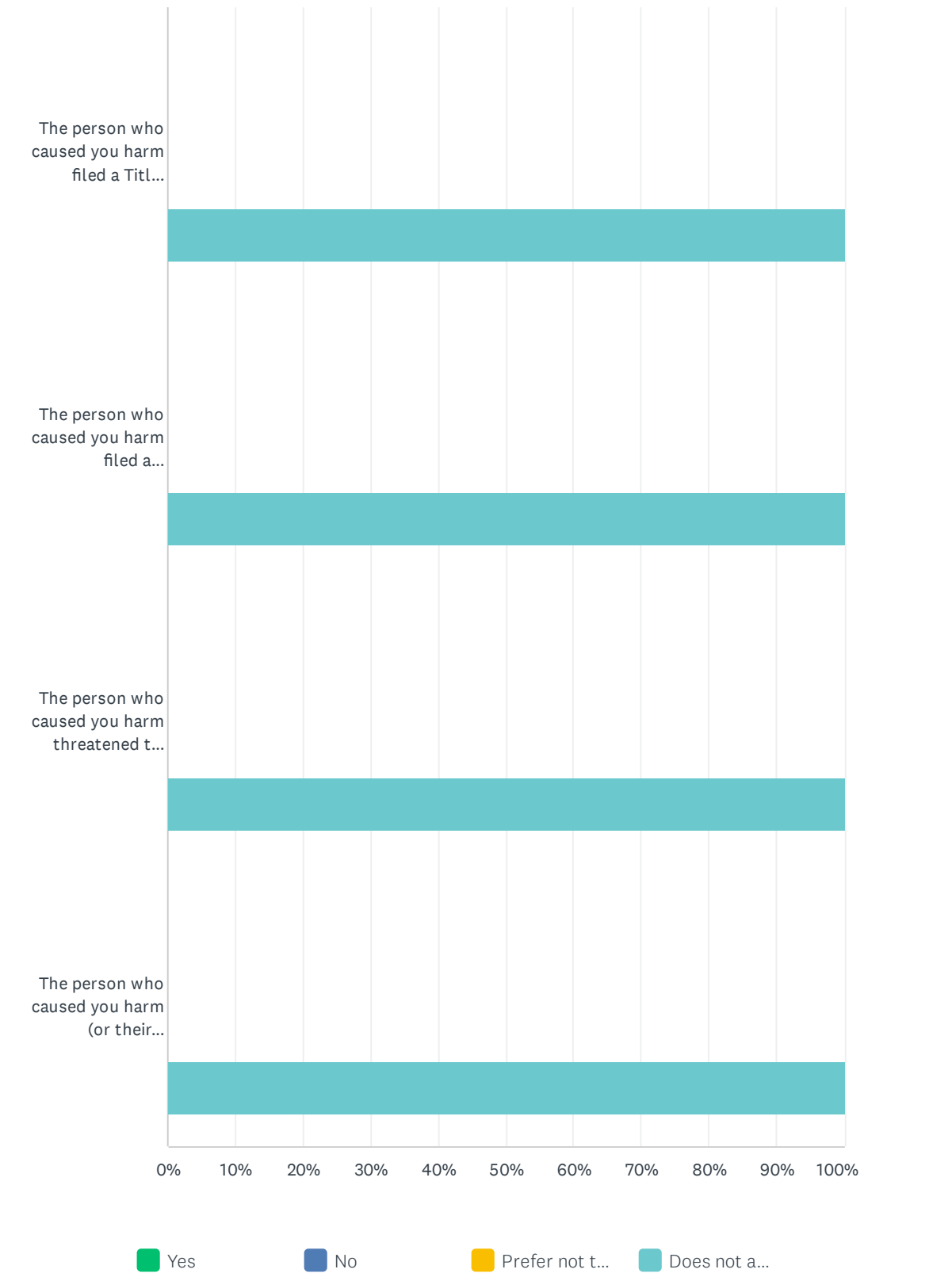
## Task Force on Campus Sexual Misconduct Climate Surveys Base Survey Recommendations



	YES	NO	PREFER NOT TO RESPOND	DOES NOT APPLY	TOTAL	WEIGHTED AVERAGE
Warning you that you could face lawsuits from the person who harmed you?	0.00% 0	0.00% 0	0.00% 0	100.00% 1	1	4.00
Threatening to file a lawsuit against you?	0.00% 0	0.00% 0	0.00% 0	100.00% 1	1	4.00
Encouraging you to take a leave of absence?	0.00% 0	0.00% 0	0.00% 0	100.00% 1	1	4.00
Encouraging you to transfer schools?	0.00% 0	0.00% 0	0.00% 0	100.00% 1	1	4.00
Encouraging you to drop out of school?	0.00% 0	0.00% 0	0.00% 0	100.00% 1	1	4.00
Other	0.00% 0	0.00% 0	0.00% 0	100.00% 1	1	4.00

**Q85 If you reported or were considering making a report of sexual misconduct to BRCN, please indicate your experience(s) of the following:**

Answered: 6   Skipped: 17



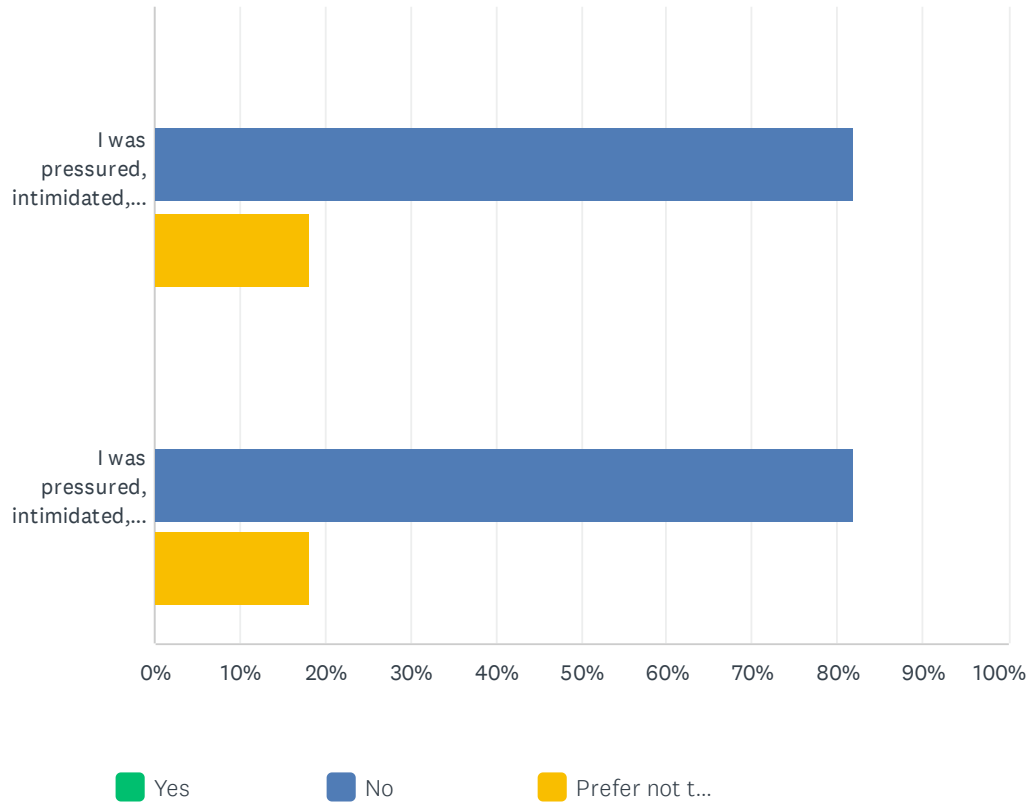


# Task Force on Campus Sexual Misconduct Climate Surveys Base Survey Recommendations

	YES	NO	PREFER NOT TO RESPOND	DOES NOT APPLY	TOTAL	WEIGHTED AVERAGE
The person who caused you harm filed a Title IX complaint.	0.00% 0	0.00% 0	0.00% 0	100.00% 6	6	4.00
The person who caused you harm filed a protective order against you in court.	0.00% 0	0.00% 0	0.00% 0	100.00% 6	6	4.00
The person who caused you harm threatened to sue you.	0.00% 0	0.00% 0	0.00% 0	100.00% 6	6	4.00
The person who caused you harm (or their attorney) threatened to sue or did sue the school over the case.	0.00% 0	0.00% 0	0.00% 0	100.00% 6	6	4.00

## Q86 Has the following happened to you at any time when you were a student at BRCN during the last 12 months?

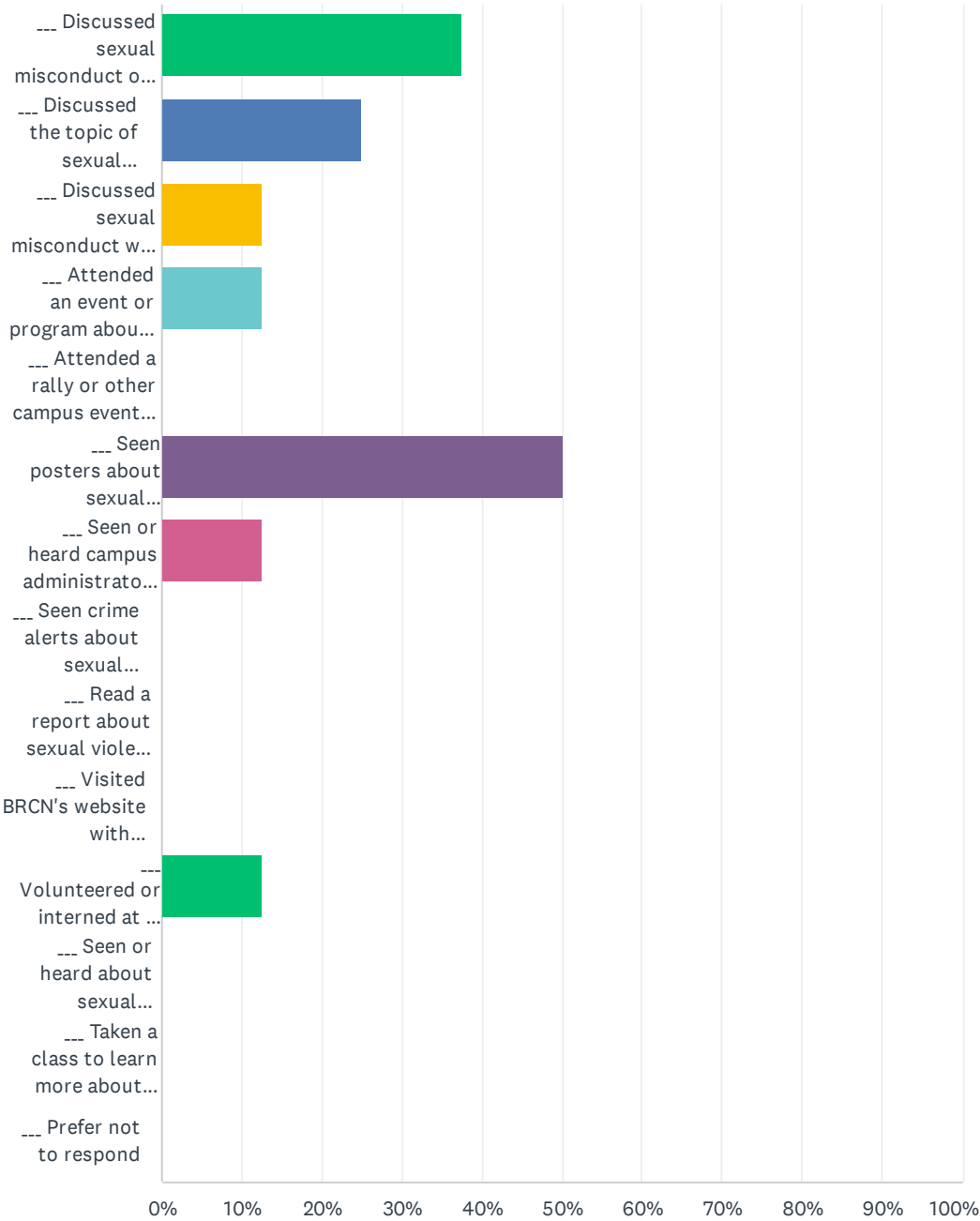
Answered: 11 Skipped: 12



	YES	NO	PREFER NOT TO RESPOND	TOTAL	WEIGHTED AVERAGE
I was pressured, intimidated, and/or threatened by someone to not make a report.	0.00% 0	81.82% 9	18.18% 2	11	2.18
I was pressured, intimidated, and/or threatened by someone after making a report.	0.00% 0	81.82% 9	18.18% 2	11	2.18

Q87 Since you came to BRCN, which of the following have you done?  
(Select all that apply)

Answered: 8 Skipped: 15

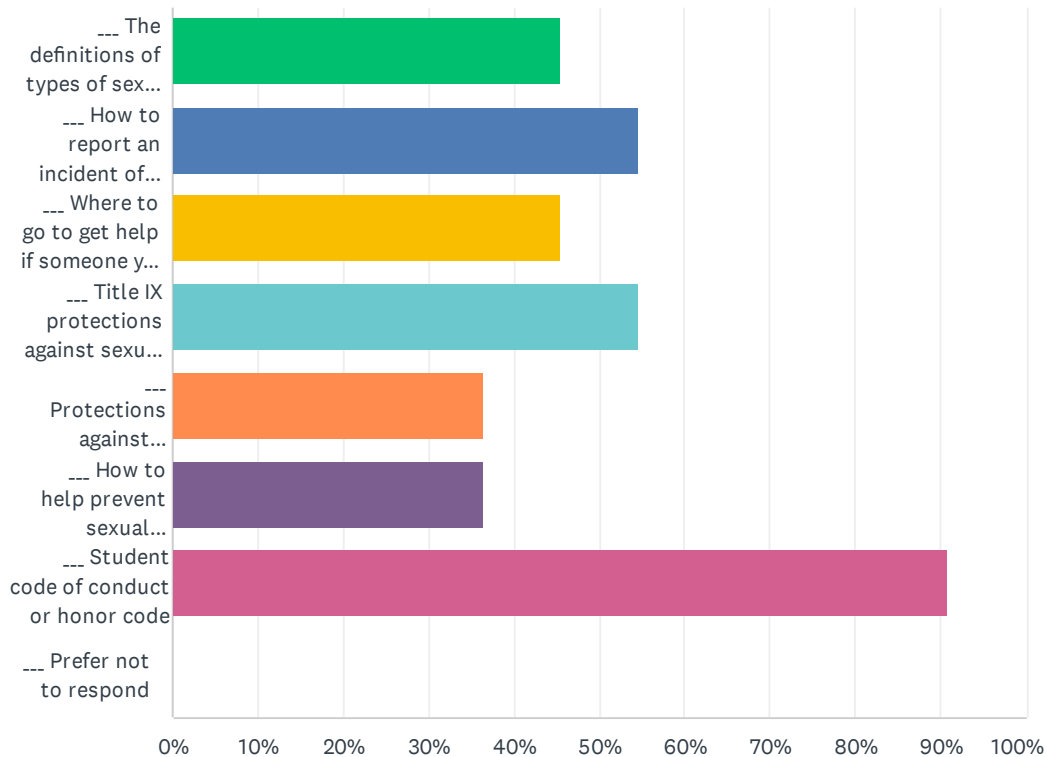


# Task Force on Campus Sexual Misconduct Climate Surveys Base Survey Recommendations

ANSWER CHOICES	RESPONSES	
<input type="checkbox"/> Discussed sexual misconduct or sexual assault in class	37.50%	3
<input type="checkbox"/> Discussed the topic of sexual misconduct with friends	25.00%	2
<input type="checkbox"/> Discussed sexual misconduct with a family member	12.50%	1
<input type="checkbox"/> Attended an event or program about what you can do as a bystander to stop sexual misconduct	12.50%	1
<input type="checkbox"/> Attended a rally or other campus event about sexual misconduct or sexual assault	0.00%	0
<input type="checkbox"/> Seen posters about sexual misconduct (e.g., raising awareness, preventing rape, defining sexual misconduct)	50.00%	4
<input type="checkbox"/> Seen or heard campus administrators or staff address sexual misconduct	12.50%	1
<input type="checkbox"/> Seen crime alerts about sexual misconduct	0.00%	0
<input type="checkbox"/> Read a report about sexual violence rates at BRCN	0.00%	0
<input type="checkbox"/> Visited BRCN's website with information on sexual misconduct	0.00%	0
<input type="checkbox"/> Volunteered or interned at an organization that addresses sexual misconduct	12.50%	1
<input type="checkbox"/> Seen or heard about sexual misconduct in a student publication or media outlet	0.00%	0
<input type="checkbox"/> Taken a class to learn more about sexual misconduct	0.00%	0
<input type="checkbox"/> Prefer not to respond	0.00%	0
Total Respondents: 8		

## Q88 Since coming to BRCN, have you received written (e.g., brochures, emails) or verbal information (e.g., presentations, training) from anyone at BRCN about the following? (Select all that apply)

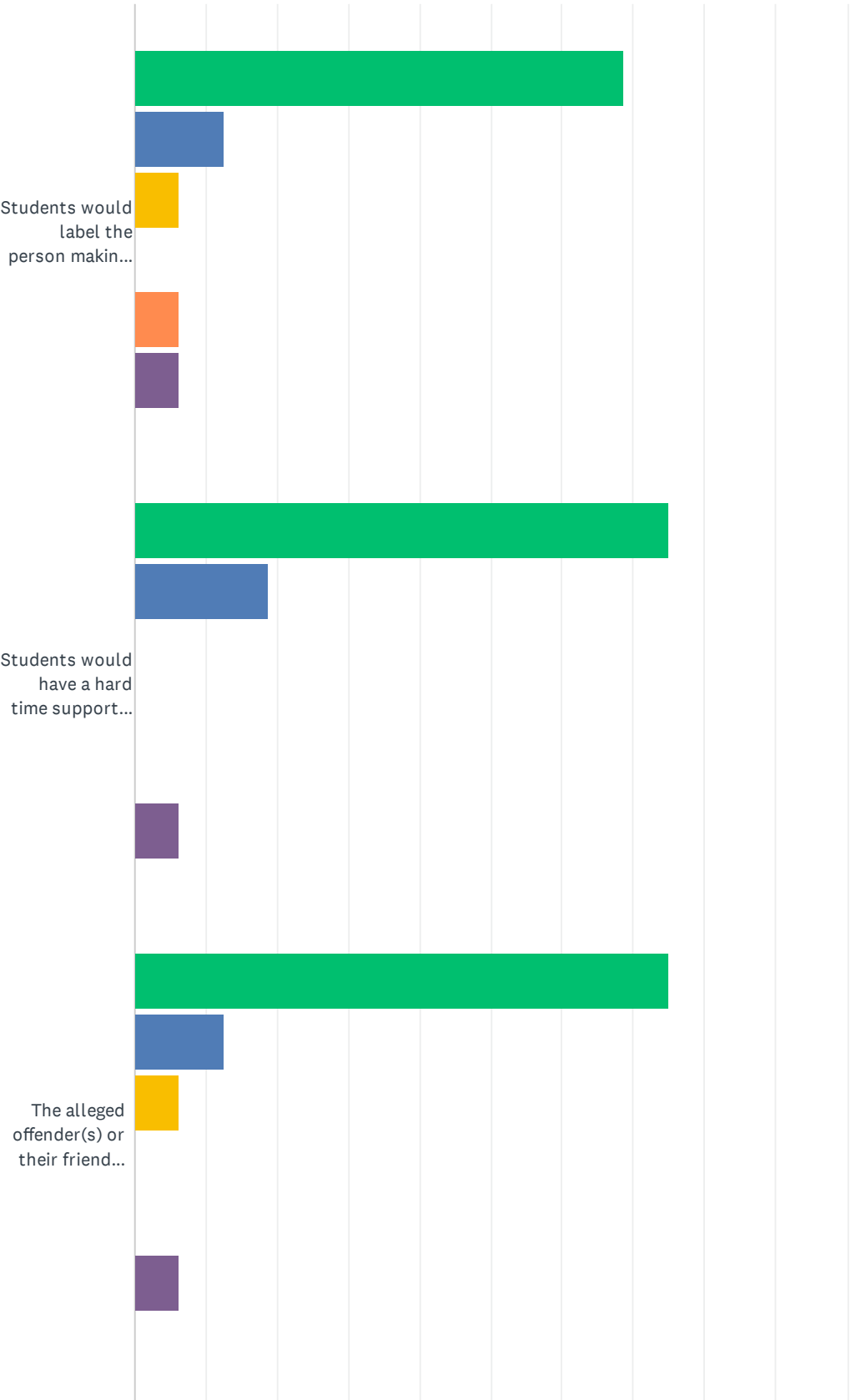
Answered: 11 Skipped: 12



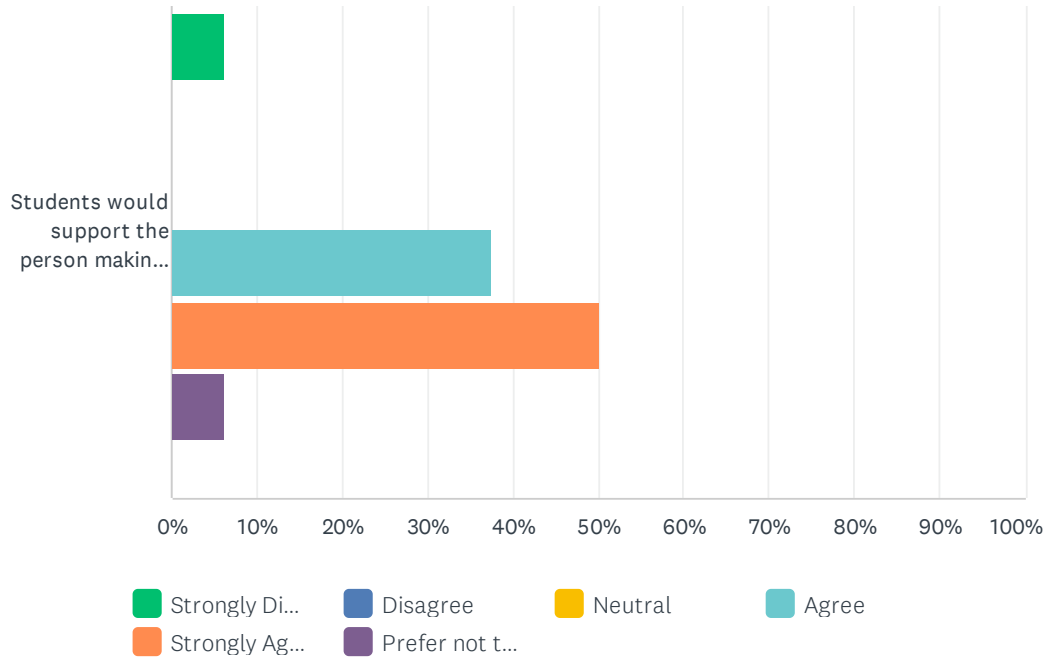
ANSWER CHOICES	RESPONSES	
<input type="checkbox"/> The definitions of types of sexual misconduct	45.45%	5
<input type="checkbox"/> How to report an incident of sexual misconduct	54.55%	6
<input type="checkbox"/> Where to go to get help if someone you know experiences sexual misconduct	45.45%	5
<input type="checkbox"/> Title IX protections against sexual misconduct	54.55%	6
<input type="checkbox"/> Protections against retaliation against those who experience and disclose sexual misconduct	36.36%	4
<input type="checkbox"/> How to help prevent sexual misconduct	36.36%	4
<input type="checkbox"/> Student code of conduct or honor code	90.91%	10
<input type="checkbox"/> Prefer not to respond	0.00%	0
Total Respondents: 11		

Q89 If someone were to report a case of sexual misconduct to BRCN...

Answered: 16    Skipped: 7



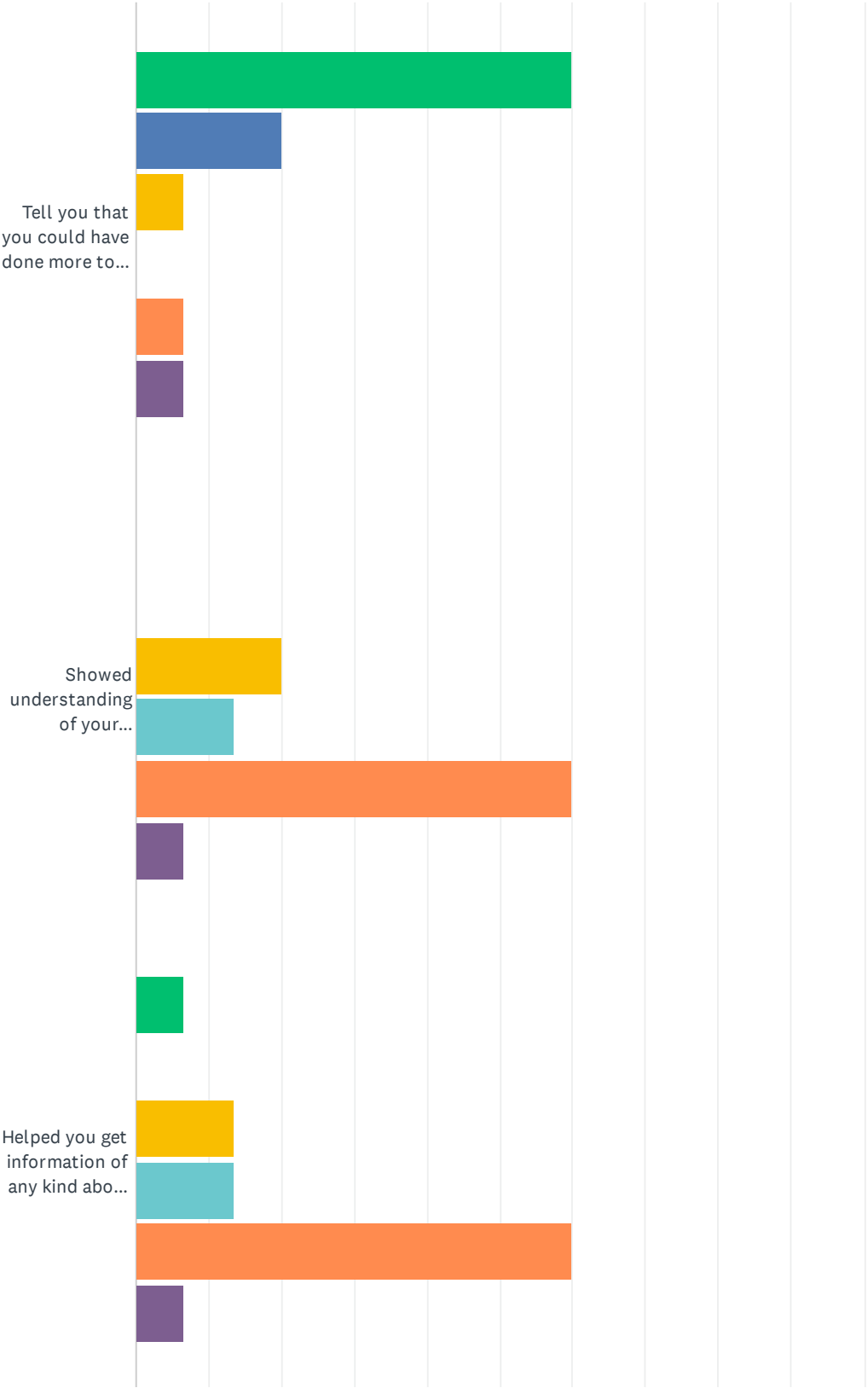
## Task Force on Campus Sexual Misconduct Climate Surveys Base Survey Recommendations



	STRONGLY DISAGREE	DISAGREE	NEUTRAL	AGREE	STRONGLY AGREE	PREFER NOT TO RESPOND	TOTAL	WEIGHTED AVERAGE
Students would label the person making the report a troublemaker.	68.75% 11	12.50% 2	6.25% 1	0.00% 0	6.25% 1	6.25% 1	16	1.75
Students would have a hard time supporting the person who made the report.	75.00% 12	18.75% 3	0.00% 0	0.00% 0	0.00% 0	6.25% 1	16	1.44
The alleged offender(s) or their friends would try to get back at the person making the report.	75.00% 12	12.50% 2	6.25% 1	0.00% 0	0.00% 0	6.25% 1	16	1.50
Students would support the person making the report.	6.25% 1	0.00% 0	0.00% 0	37.50% 6	50.00% 8	6.25% 1	16	4.38

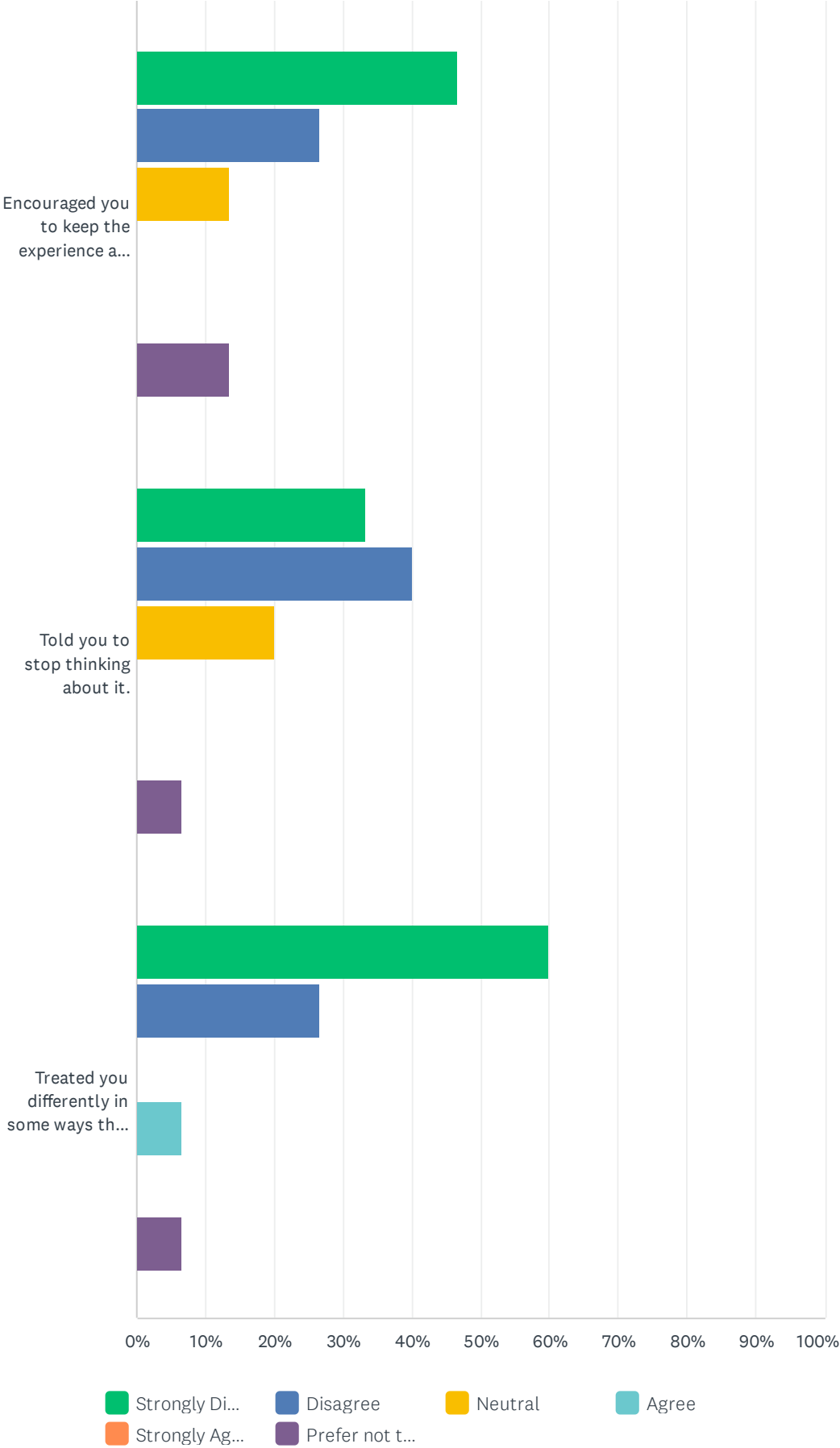
Q90 If you experienced sexual misconduct and you told friends/peers at BRCN, how would they respond?

Answered: 15    Skipped: 8





Task Force on Campus Sexual Misconduct Climate Surveys Base Survey Recommendations



# Task Force on Campus Sexual Misconduct Climate Surveys Base Survey Recommendations

	STRONGLY DISAGREE	DISAGREE	NEUTRAL	AGREE	STRONGLY AGREE	PREFER NOT TO RESPOND	TOTAL	WEIGHTED AVERAGE
Tell you that you could have done more to prevent this.	60.00% 9	20.00% 3	6.67% 1	0.00% 0	6.67% 1	6.67% 1	15	1.87
Showed understanding of your experience.	0.00% 0	0.00% 0	20.00% 3	13.33% 2	60.00% 9	6.67% 1	15	4.47
Helped you get information of any kind about coping with the experience.	6.67% 1	0.00% 0	13.33% 2	13.33% 2	60.00% 9	6.67% 1	15	4.33
Encouraged you to keep the experience a secret.	46.67% 7	26.67% 4	13.33% 2	0.00% 0	0.00% 0	13.33% 2	15	2.07
Told you to stop thinking about it.	33.33% 5	40.00% 6	20.00% 3	0.00% 0	0.00% 0	6.67% 1	15	2.07
Treated you differently in some ways that made you feel uncomfortable.	60.00% 9	26.67% 4	0.00% 0	6.67% 1	0.00% 0	6.67% 1	15	1.73